

KERALA PUBLIC SCHOOLS
ACADEMIC YEAR 2021-22
HOME ASSIGNMENT



CLASS : UKG
DATE : 15.01.22 to 30.01.22

SUBJECT

ASSIGNMENT

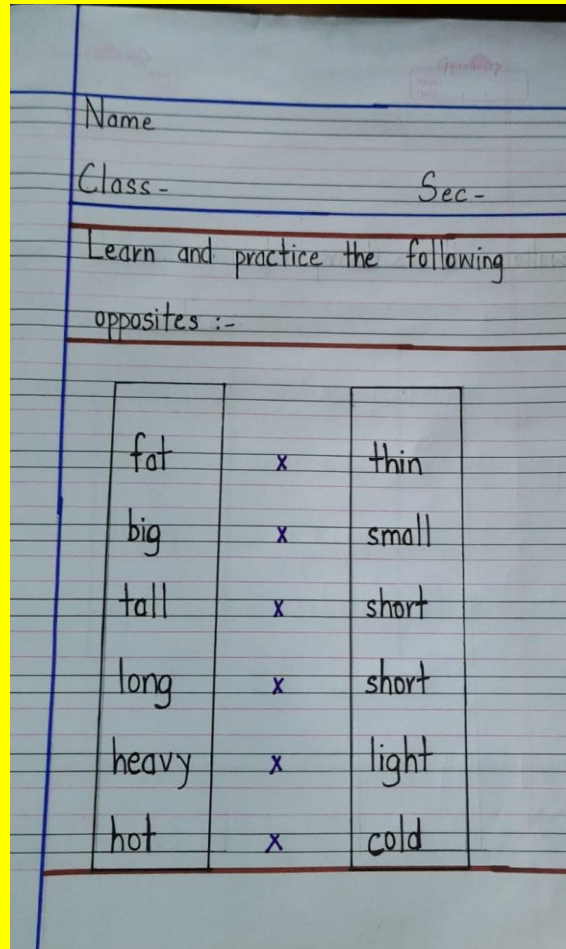
ENGLISH

Instructions to be followed:

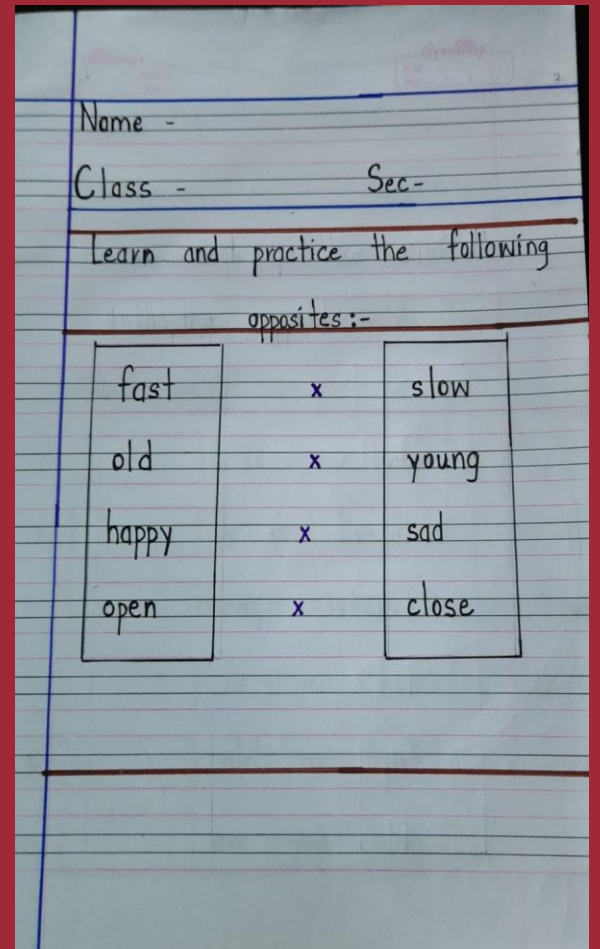
- Remember to leave space while writing the words.
- Write your name, class , date , roll number properly.
- Write C.W or H.W below the date.
- The child has to write the alphabet in the correct pattern as taught in the class.

NOTE – PARENTS PLEASE MAKE THE CHILD SIT RIGHT IN FRONT OF YOU SO THAT EACH INSTRUCTION GIVEN CAN BE FOLLOWED TO AVOID UNTIDY AND SHABBY WORK. THE CHILD IS EXPECTED TO WRITE BY HIMSELF / HERSELF. PARENTS CAN SUPERVISE THE WORK AND GIVE NECESSARY INSTRUCTIONS.

DAY 1



DAY 2



DAY3

Name -

Class -

Sec -

Fill in the blanks with Question

Words :-

1. is your name?
2. do you live?
3. many sisters do you have?
4. is your favourite fruit?
5. old are you?
6. are you doing?

DAY4

Name -

Class -

Sec -

Choose a word from the word bank to complete each sentence :-

What

How

Where

Which

1. are you going?
I am going to school.
2. is your health?

DAY4

Name -

Class -

Sec -

I am fine.

3. is your notebook?
It is in my cupboard.
4. is your favourite song?
5. did you buy?
I bought a pen.
6. is this morning?
It is a pleasant one.


DAY5

Name -

Class -

Sec -

Look at the picture and answer the questions



1. What is the girl doing?
->
2. How many flowers are there?

DAY 5

Name -

Class - Sec-

→

3 What is the colour of flowers?

→

4 What is the shape of the moon?

→

5 What time of the day, is it?

→

DAY 6

Name -

Class - Sec -

Look at the picture and answer the following questions:-



1 How many balloons are there?

DAY 6

Name -

Class - Sec-

→

2 What are these children celebrating?

→

3 What is the colour of the birthday caps?

→

4 How many candles are there?

→

DAY 7

Name -

Class - Sec -

Select the correct answer for the following opposites:-

1 tall - short hot sad

2 hot - small cold slow

3 open - close sad short

4 fast - light hot slow

5 old - sad young cold

6 happy - cold sad short

7 heavy - small slow light

DAY 8

Name - _____

Class - _____ Sec - _____

Fill in the blanks with correct word given in brackets :-





1. is my book?
[Where, What]
2. vegetable is this?
[How, Which]
3. many students are there in your class?
[What, How]

DAY 9

Name - _____

Class - _____ Sec - _____





Identify the picture and fill in with the correct sound :-

1.  fr _ _ s
2.  h _ _ se
3.  m _ _ n
4.  _ _ erry

DAY 10

Name - _____

Class - _____ Sec - _____


5.  c _ _ l
6.  hamm _ _
7.  st _ _
8.  r _ _ d

DAY 11

Name - _____

Class - _____ Sec - _____

Look at the picture and answer the following questions :-



1. is the colour of the mango?

DAY 11

NAME - _____
CLASS - _____ Sec - _____

2. does it taste?

3. is the mango kept?

4. is the colour of the leaf?

5. is your favourite fruit?

6. fruit is called the 'king of fruits'?

1. In season does it grow?

DAY 12 – Pg no 42
DAY 13 – Pg no 43
DAY 14 – Pg no 44
DAY 15 – Pg no 45
My Grammar Book

HINDI

- **Instructions to be followed:**
- दिए गए कार्य को पेंसिल से साफ- साफ नोट बुक में लिखें ।
- अक्षरों के बनावट पर ध्यान दें ।
- अक्षरों का अभ्यास करें ।
- एक पेज में एक ही अक्षर का अभ्यास करें ।
- हर पेज में दिनांक लिखें ।

Date-

Day-1

Name-

class-

Roll No. -

क - ख

क	ख	ग	घ	ङ
च	छ	ज	झ	ञ
ट	ठ	ड	ढ	ण
त	थ	द	ध	न
प	फ	ब	भ	म
य	र	ल	व	
श	ष	स	ह	
क्ष	त्र	श	।	

Date-

Day-2

Name-

class-

Roll No. -

अ - आ

अ आ इ ई

उ ऊ ऋ ए ऐ

औ औं अं आः

Date-

Day-3

Name-

class-

Roll No. -

वाक्यों की पढ़कर लिखें :-

1. शरद पनघट पर चल कर जल भरा।
2. अमर यह रैनक पढ़न।
3. सड़क पर मत चल।
4. झट पट घर चल।
5. मटर चखकर घर चल।

Date-

Day-4

Name-

class-

Roll No. -

वाक्यों की पढ़कर लिखें :-

1. मदन इधर आ।
2. समझ - समझ कर पढ़।
3. टमटम पर शहर चल।
4. उछल - उछल कर मत उतर।
5. रैनक इधर - उधर मत पटक।

Date - Day - 5

Name -

class -

Roll No. -

जोड़कर लिखें :-

क + स + र + त =

क + ट + ह + ल =

द + श + र + थ =

थ + र + म + स =

स + र + क + स =

प + न + घ + ट =

झ + ट + प + ट =

अ + ज + ग + र =

ग + र + द + न =

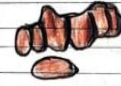
Date - Day - 6

Name -

class -

Roll No. -

मिलान करें :-



अजगर



सरकस



शलगम



अदरक

Date - Day - 7

Name -

class -

Roll No. -

रिक्त स्थानों को भरकर शब्द बनाओ :-

① रै _ क

② झ _ न

③ न _ क

④ न _ र

⑤ ह _ न

⑥ म _ र

⑦ शर _ त

⑧ थ _

⑨ ज _

⑩ ह _

Date - Day - 8

Name -

class -

Roll No. -

सही अक्षरों को गौला करें :-

र

र

प

र

श

ज

श

ढ

ह

ह

भ

ह

ह

त्र

त्र

त्र

न

ष

ष

स

ष

ष

Date -


Day - 9

Name -

Class -

Roll No. -

निम्नलिखित अक्षरों से बने चित्रों में रंग भरें:-



Date -

Day - 10

Name -

Class -

Roll No. -

बाद के अक्षर लिखें:-

अ

इ

उ

क

ख

ग

घ

ङ

च

छ

ज

Fun With Hindi Book
Day 11 pgnos. - 93, 94, 95

Twinkling Stars Book
Day 12 pg nos. - 33, 34

Twinkling Stars Book
Day 13pg nos_35,36

Twinkling Stars Book
Day 14 pgnos.-37,38

Twinkling Stars Book
Day 15pgno- 39

MATHS

Instructions to be followed:

- Work to be done in the Maths notebook.
- Write the date on every page.
- Kindly ensure that your child follows the correct formation of the digits.

Note: Parents, please make the child write in-front of you, so that each instruction given can be followed to avoid untidy and shabby work. The child is expected to write on his /her own. Parents can supervise the work and give the necessary instructions.

DAY-1

Date - _____ Day - 1
Name - _____ Roll no. - _____

Subtract the following:

$\begin{array}{r} 35 \\ - 23 \\ \hline \end{array}$	$\begin{array}{r} 49 \\ - 37 \\ \hline \end{array}$	$\begin{array}{r} 75 \\ - 23 \\ \hline \end{array}$	$\begin{array}{r} 97 \\ - 53 \\ \hline \end{array}$
$\begin{array}{r} 77 \\ - 35 \\ \hline \end{array}$	$\begin{array}{r} 56 \\ - 05 \\ \hline \end{array}$	$\begin{array}{r} 37 \\ - 23 \\ \hline \end{array}$	$\begin{array}{r} 68 \\ - 53 \\ \hline \end{array}$
$\begin{array}{r} 69 \\ - 54 \\ \hline \end{array}$	$\begin{array}{r} 83 \\ - 62 \\ \hline \end{array}$	$\begin{array}{r} 75 \\ - 32 \\ \hline \end{array}$	$\begin{array}{r} 22 \\ - 20 \\ \hline \end{array}$
$\begin{array}{r} 39 \\ - 18 \\ \hline \end{array}$	$\begin{array}{r} 65 \\ - 22 \\ \hline \end{array}$	$\begin{array}{r} 45 \\ - 32 \\ \hline \end{array}$	$\begin{array}{r} 95 \\ - 63 \\ \hline \end{array}$

DAY-2

Date - _____ Day - 2
Name - _____ Roll no. - _____

Add the following:

$\begin{array}{r} 47 \\ + 32 \\ \hline \end{array}$	$\begin{array}{r} 84 \\ + 22 \\ \hline \end{array}$	$\begin{array}{r} 65 \\ + 32 \\ \hline \end{array}$	$\begin{array}{r} 58 \\ + 10 \\ \hline \end{array}$
$\begin{array}{r} 93 \\ + 75 \\ \hline \end{array}$	$\begin{array}{r} 78 \\ + 40 \\ \hline \end{array}$	$\begin{array}{r} 66 \\ + 32 \\ \hline \end{array}$	$\begin{array}{r} 43 \\ + 52 \\ \hline \end{array}$
$\begin{array}{r} 53 \\ + 42 \\ \hline \end{array}$	$\begin{array}{r} 24 \\ + 62 \\ \hline \end{array}$	$\begin{array}{r} 84 \\ + 10 \\ \hline \end{array}$	$\begin{array}{r} 93 \\ + 42 \\ \hline \end{array}$
$\begin{array}{r} 65 \\ + 52 \\ \hline \end{array}$	$\begin{array}{r} 44 \\ + 35 \\ \hline \end{array}$	$\begin{array}{r} 33 \\ + 33 \\ \hline \end{array}$	$\begin{array}{r} 29 \\ + 40 \\ \hline \end{array}$

DAY - 3

Date - _____ Day - 3
Name - _____ Roll no. - _____

Write the number names from 51 to 60:-

51 - _____	59 - _____
52 - _____	60 - _____
53 - _____	
54 - _____	
55 - _____	
56 - _____	
57 - _____	
58 - _____	

DAY - 4

Date - _____ Day - 4
Name - _____ Roll no. - _____

Compare each set of numbers. Write the correct symbol in the box >, < or =:

$65 \square 53$	$28 \square 82$
$47 \square 46$	$51 \square 55$
$23 \square 57$	$50 \square 50$
$22 \square 22$	$65 \square 39$
$64 \square 46$	$93 \square 65$
$53 \square 35$	$88 \square 98$
$78 \square 17$	$79 \square 97$

DAY - 5

Date - _____ Day - 5
Name - _____ Roll no. - _____

What comes after :

6 7 - <input type="text"/>	5 3 - <input type="text"/>	6 6 - <input type="text"/>
8 3 - <input type="text"/>	6 5 - <input type="text"/>	3 9 - <input type="text"/>
4 5 - <input type="text"/>	1 2 - <input type="text"/>	0 7 - <input type="text"/>
9 7 - <input type="text"/>	3 0 - <input type="text"/>	6 8 - <input type="text"/>
6 3 - <input type="text"/>	6 5 - <input type="text"/>	9 4 - <input type="text"/>
5 4 - <input type="text"/>	4 5 - <input type="text"/>	9 9 - <input type="text"/>
1 2 - <input type="text"/>	2 1 - <input type="text"/>	8 4 - <input type="text"/>
7 6 - <input type="text"/>	2 2 - <input type="text"/>	4 8 - <input type="text"/>

DAY - 6

Date - _____ Day - 6
Name - _____ Roll no. - _____

What comes before :

<input type="text"/> 5 3	<input type="text"/> 8 4	<input type="text"/> 6 4
<input type="text"/> 4 6	<input type="text"/> 9 6	<input type="text"/> 2 2
<input type="text"/> 7 2	<input type="text"/> 7 8	<input type="text"/> 4 0
<input type="text"/> 4 3	<input type="text"/> 8 7	<input type="text"/> 9 5
<input type="text"/> 9 7	<input type="text"/> 9 4	<input type="text"/> 1 00
<input type="text"/> 8 3	<input type="text"/> 6 3	<input type="text"/> 9 0
<input type="text"/> 4 4	<input type="text"/> 4 8	<input type="text"/> 2 5
<input type="text"/> 7 2	<input type="text"/> 2 9	<input type="text"/> 6 4

DAY - 7

Date - _____ Day - 7
Name - _____ Roll no. - _____

What comes between :

2 3 <input type="text"/> 2 5	6 9 <input type="text"/> 7 1
6 5 <input type="text"/> 6 7	8 3 <input type="text"/> 8 5
8 8 <input type="text"/> 9 0	5 6 <input type="text"/> 5 8
5 1 <input type="text"/> 5 3	7 2 <input type="text"/> 7 3
4 6 <input type="text"/> 4 8	6 9 <input type="text"/> 7 1
9 5 <input type="text"/> 9 7	7 7 <input type="text"/> 7 9
7 8 <input type="text"/> 8 0	2 9 <input type="text"/> 3 1
3 5 <input type="text"/> 3 7	9 2 <input type="text"/> 9 4

DAY - 8

Date - _____ Day - 8
Name - _____ Roll no. - _____

Fill in the blanks:

40 - f _ r t _	
41 - _ r t _	ò _ e
42 - f _ t _	t _ o
43 - o r t _	t h _
44 - f _ t _	f _ r
45 - o r _	f _
46 - f _ r _ y	s _ x
47 - f o r _	s _ v _ n
48 - f o _ _ y	e i _
49 - f o r t _	n _ n e
50 - f _ f t _	

DAY - 9

Date - _____ Day - 9
Name - _____ Roll no. - _____

Write 1-100:

1-100

DAY - 10

Date - _____ Day - 10
Name - _____ Roll no. - _____

Arrange in ascending order:

1.	45	63	22	47	89	54
⇒						
2.	67	89	95	43	12	22
⇒						
3.	64	89	58	95	48	61
⇒						
4.	99	100	19	91	95	93
⇒						
5.	66	36	26	16	67	86
⇒						

DAY - 11

Date - _____ Day - 11
Name - _____ Roll no. - _____

Arrange the numbers in descending orders:

1.	68	95	39	47	85	42
⇒						
2.	39	57	43	33	85	48
⇒						
3.	99	100	15	16	91	71
⇒						
4.	34	43	23	63	13	93
⇒						
5.	90	60	100	20	10	40
⇒						

DAY - 12

Date - _____ Day - 12
Name - _____ Roll no. - _____

Fill in the missing numbers:


1.	32		34			38
2.	67			70		73
3.	46		48			51
4.	95		11	12		
5.	84				88	90
6.	19		21		23	25
7.	93			96		99
8.	73	74				78


DAY -13


DAY -14

Date - _____ Day - 13
Name - _____ Roll no. _____


Complete the pattern:-

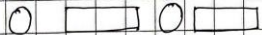
1.  _____


2.  _____

3.  _____

4. 1 2 1 2 1 2 _____

5.  _____

6.  _____

7.  _____

Date - _____ Day - 14
Name - _____ Roll no. _____

Two-digit addition and subtraction:

$\begin{array}{r} 29 \\ + 10 \\ \hline \end{array}$	$\begin{array}{r} 65 \\ - 15 \\ \hline \end{array}$	$\begin{array}{r} 67 \\ + 31 \\ \hline \end{array}$	$\begin{array}{r} 73 \\ + 33 \\ \hline \end{array}$
$\begin{array}{r} 98 \\ - 30 \\ \hline \end{array}$	$\begin{array}{r} 47 \\ - 21 \\ \hline \end{array}$	$\begin{array}{r} 86 \\ + 10 \\ \hline \end{array}$	$\begin{array}{r} 69 \\ - 24 \\ \hline \end{array}$
$\begin{array}{r} 65 \\ - 14 \\ \hline \end{array}$	$\begin{array}{r} 36 \\ + 12 \\ \hline \end{array}$	$\begin{array}{r} 89 \\ - 20 \\ \hline \end{array}$	$\begin{array}{r} 59 \\ - 23 \\ \hline \end{array}$
24	67	47	28


DAY -15

Pg. nos.- 131,132,133

INSTRUCTIONS:-

- Please help your child to learn the following topics orally.
- Kindly ensure that your child answers in full sentences.

The Uses of Water




Q. 1 What are the various uses of water?

Ans. Water is used for.....

Q. 2 Who needs water to live?

Ans. All living beings need water to live.

Actions



- Word bank:-**
- | | |
|----------|-----------|
| 1. Sit | 9. Throw |
| 2. Stand | 10. Catch |
| 3. Walk | 11. Kick |
| 4. Run | 12. Jump |
| 5. Laugh | 13. Clap |
| 6. Smile | 14. Read |
| 7. Cry | 15. Write |
| 8. Eat | 16. Yawn |

My Birthday Party



Q. 1 When is your birthday?

Ans. My birthday is on..... .

Q. 2 Whom do you invite for your birthday party?

Ans. I invite my friends and relatives for my birthday party.

Q. 3 What do you get on your birthday?

Ans. I get lots of gifts on my birthday party.

Q. 4 What do you sing when the cake is cut?

Ans. We sing the "Happy birthday" song when the cake is cut.

Q. 5 What do you do at your birthday party?

Ans. I play games, eat cake and snacks and have lots of fun.

At the Beach



Q. 1 Why do people like to go to the beach?

Ans. People like to go to the beach to walk on the soft sand and enjoy the cool breeze from the sea.

Q. 2 What do Children do on the beach?

Ans. Children play and make sand castles on the beach.

Q. 3 What do the Vendors sell at the beach?

Ans. The Vendors sell.....

..... at the beach.