



CLASS : LKG
DATE : 15.01.22 to 30.01.22













SUBJECT

ASSIGNMENT

ENGLISH

Instructions to be followed:

- *Work to be done in English text and notebook.
- *Write the date and day on every page.
- *Kindly ensure that your child follows the correct formation of the letters given in the book.
- *Your child has to know the sound of the letters. Revise the sounds everyday from Jolly Phonics App.
- *Instructions: Parents, please make your child write in front of you so that each instruction given can be followed to avoid untidy and shabby work. The child is expected to write on his/her own. Parents can supervise the work and give the necessary instructions.

DAY 1	DAY 2
<p>Page No.: _____ Date: _____</p> <p>Date: _____ Day: 1</p> <p>Name: _____ Class/Sec: _____</p> <p>Circle the objects that are near (This) and tick the objects that are far (That)</p> <p> _____</p> <p>_____ </p> <p> _____</p> <p>_____ </p>	<p>Page No.: _____ Date: _____</p> <p>Date: _____ Day: 2</p> <p>Name: _____ Class/Sec: _____</p> <p>Fill in the blanks with This or That.</p> <p> _____ is a fish.</p> <p>_____ is a bee. </p> <p> _____ is a cat.</p> <p>_____ is a flower. </p> <p> _____ is a lamp.</p> <p>_____ is an apple. </p> <p> _____ is an ice-cream.</p> <p>_____ is a house. </p>

DAY 3

Page No.:
 Date:
 youVA

Date: _____ Day: 3

Name: _____ Class/Sec: _____

Circle the box that has one picture and tick (✓) the box that has many pictures.





DAY 4

Page No.:
 Date:
 youVA

Date: _____ Day: 4

Name: _____ Class/Sec: _____

Change the following from one to many.



DAY 5

Page No.:
 Date:
 youVA

Date: _____ Day: 5

Name: _____ Class/Sec: _____

Circle the objects that are near (These) and tick (✓) the objects that are far (Those).





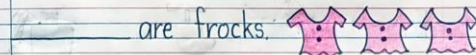

DAY 6

Page No.:
 Date:
 youVA

Date: _____ Day: 6

Name: _____ Class/Sec: _____

Fill in the blanks with These and Those.



DAY 7

Page No.:
 Date:

Date: / / Day: 7

Name: / Class/Sec: /

Cross the pictures that does not begin with the correct sound.



Circle the first sound of the given pictures. s.



DAY 8

Page No.:
 Date:

Date: / / Day: 8

Name: / Class/Sec: /

Fill in the missing letters from Aa-Zz.

Aa _____ Dd _____

_____ Ff _____ Hh _____

_____ _____ Ll _____

Mm _____ Pp _____

_____ Rr _____

Uu _____ Xx _____

_____ Zz _____

DAY 9

Page No.:
 Date:

Date: / / Day: 9

Name: / Class/Sec: /

Say and write.

quick	spend	twig	jump
-------	-------	------	------

DAY 10

Page No.:
 Date:


Date: / / Day: 10

Name: / Class/Sec: /

Say and write.

crest	scrap	spend	dress
-------	-------	-------	-------

DAY 11

Page No.:
 Date: 

Date: Day: 11

Name: Class/Sec:

Say and write.

print stick sack trip


DAY 12

Page No.:
 Date: 


Date: Day: 12

Name: Class/Sec:

Write the first sound of the given pictures.



DAY 13

Page No.:
 Date: 

Date: Day: 13

Name: Class/Sec:

Circle the correct sound of the given pictures.



z m d



g h f



q p w



t z q



b p m

FUN WITH LETTERS BOOK - 2 (TO BE DONE NEATLY IN THE TEXTBOOK)

DAY 14 **Page 103,104**


DAY 15 **Page 105,106**

Instructions to be followed:

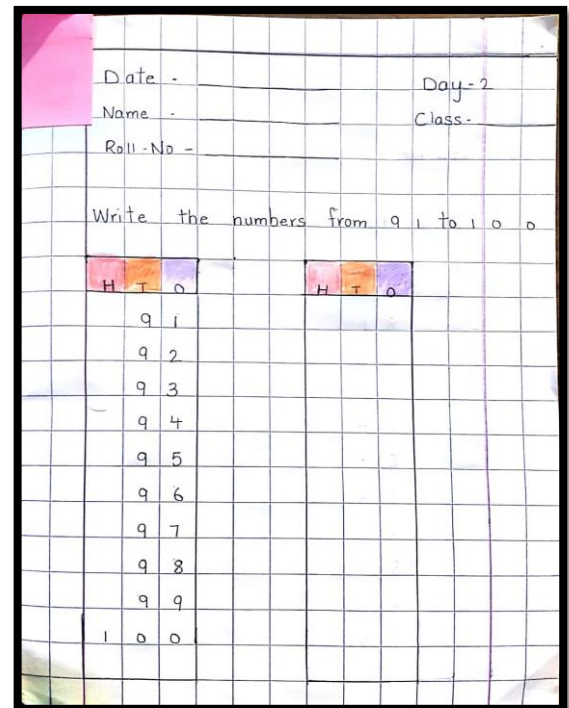
- Work to be done in the Maths notebook.
- Write the date on every page.
- Kindly ensure that your child follows the correct formation of the digits.

Note: Parents, please make the child write in-front of you, so that each instruction given can be followed to avoid untidy and shabby work. The child is expected to write on his /her own. Parents can supervise the work and give the necessary instructions.

DAY-1



DAY-2



MATHS

DAY - 3

Date - _____ Day - 3
Name - _____ Class - _____
Roll No - _____

Write the numbers from 81 to 100

T	O	H	T	O
8	1	9	1	
8	2	9	2	
8	3	9	3	
8	4	9	4	
8	5	9	5	
8	6	9	6	
8	7	9	7	
8	8	9	8	
8	9	9	9	
9	0	1	0	0

DAY - 4

Date - _____ Day - 4
Name - _____ Class - _____
Roll No - _____

Write the numbers from 81 to 100

T	O	H	T	O

DAY - 5

Date - _____ Day - 5
Name - _____ Roll No - _____
Class - _____

Fill in the missing numbers from 51 to 80

51	52		55
		58	
61			64
	67		70
		73	
76			79
			80

DAY - 6

Date - _____ Day - 6
Name - _____ Class - _____
Roll No - _____

Fill in the missing numbers from 81 to 100

	82		85
86		88	89
	92		95
96			99

DAY - 7

Date - _____ Day - 7
Name - _____ Class - _____
Roll No - _____

Write the numbers from 1 to 30

1 _____

14 _____

30 _____

DAY - 8

Date - _____ Day - 8
Name - _____ Class - _____
Roll No - _____

Write the numbers from 31 to 60

31 _____ 35 _____

60 _____

DAY - 9

Date - _____ Day - 9
Name - _____ Class - _____
Roll No - _____

Write the numbers from 61 to 90

61 _____ 65 _____

90 _____

DAY - 10

Date - _____ Day - 10
Name - _____ Class - _____
Roll No - _____

Write the numbers from 91 to 100

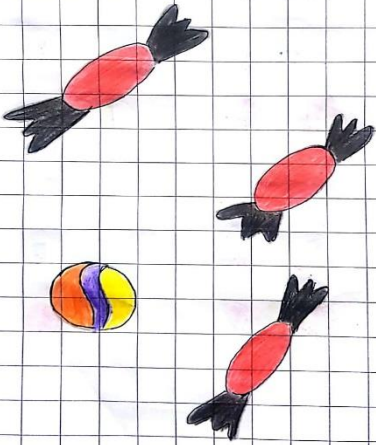
91 _____ 100 _____

91 _____ 100 _____

DAY - 11

Date - _____ Day - 11
Class - _____
Name - _____ Roll No - _____


Circle the odd one out.



DAY - 12

Date - _____ Day - 12
Name - _____ Class - _____
Roll No - _____


Circle the odd one out.





DAY - 13


Date - _____ Day - 13
Name - _____ Class - _____
Roll No - _____


Cross the odd one out.

a) 

b) 

c) 

d) 

e) 

DAY - 14

Date - _____ Day - 14
Name - _____ Class - _____
Roll No - _____

Complete the line.

① 56 _____

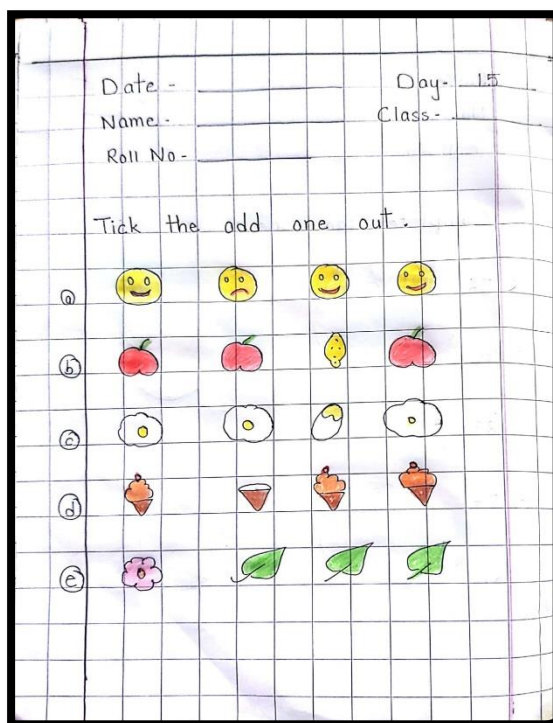
② 92 _____

③ 83 _____

④ 74 _____

⑤ 61 _____

DAY -15



G.A

INSTRUCTIONS:

- The children should be aware about :
 - 1) A Park
 - 2) A Circus
- Kindly ensure that your child is able to answer in full sentences.

ACTIVITY:

1. Children will visit a park and take pictures of themselves with what they see in the park and stick the pictures in their scrapbook.
2. Children will draw the picture of a clown in their scrapbook and colour it.

AT THE PARK

Q1. What do you see in a park?


Ans- I see in a park

1. Trees
2. Merry –go-round
3. Swings
4. See-saw
5. Butterflies



Q2. On what do children play in the park?

Ans. Children play on slides, swings, see-saw, and merry-go-round in the park.



Q3. What activities can we do at the park?

Ans .We walk, play, do exercise and go for picnic in the park.



AT THE CIRCUS

Q1. What do you see in a circus?

Ans. I see in a circus

- Rope dancers
- Trapeze acts
- Magicians
- Jugglers
- The elephant show



Q2. Why do you like to go to the circus?

Ans. I like to go to the circus to see the clowns and animals.



Q3. Who makes us laugh in the circus?

Ans. The clowns make us laugh in the circus.



Q4. Name the animal that you saw in the zoo that is the largest land animal.

Ans. I saw in the circus, an elephant and it is the largest land animal.

