






CLASS : I  
DATE : 1.11.2021 to 15.11.2021

SUBJECT	ASSIGNMENT
MATHS	<p>➤ FINAL TERM P.T-1 (REVISION WORKSHEET)</p> <p><b>I. Fill in the blanks</b></p> <ol style="list-style-type: none"><li>1. <math>2+2+2+2 =</math> _____</li><li>2. <math>5+5 =</math> _____</li><li>3. Two times is called _____</li><li>4. Three times is called _____</li><li>5. Multiplication is _____ than repeated addition.</li><li>6. The sign of multiplication is _____</li><li>7. Multiplication is also called as _____.</li><li>8. 3 times 5 is _____</li><li>9. 4 times 1 is _____</li><li>10. 5 times 4 is _____</li></ol> <p><b>II. Look at the illustration and fill in the blanks</b></p> <p>1.  _____ sets of 1 apple _____ = 5 <math>5 \times 1 =</math> _____</p> <p>2.  5 sets of _____ <math>3+ 3+ 3+3+3=</math> _____ _____ = 15</p> <p>3.  4 sets of _____ _____ = 24 _____ = 24</p> <p><b>III. Fill in the blanks</b></p> <ol style="list-style-type: none"><li>1. <math>3+3+3+ 3=</math> _____</li><li>2. <math>10+10+10+10+10=</math> _____</li><li>3. <math>7+7+7=</math> _____</li><li>4. <math>9 \times 1=</math> _____</li></ol>

5.  $4 \times 5 =$

6.  $8 \times 8 =$

7.  $4 \times 6 =$

#### IV. Story Sums

1. How many legs do 3 dogs have?

2. How many socks are there in 5 pairs?

3. If 5 girls in a room have 4 toys each. How many toys are there in all?

#### ➤ SCRAPBOOK ACTIVITY:-

- Draw a rainbow showing seven days of the week.
- Draw a wall hanging of months of the year along with the number of days in each month



### Ch6- Food and Shelter for Animals

Read the chapter thoroughly

The following exercises to be done in the Science notebook.

#### **I. Choose the correct option:-**

1. Which of these animals eat both plants as well as flesh of other animals?  
a. Bear      b) Buffalo      c) Wolf      d) Giraffe
2. Which of these animals does not live in caves?  
a. Tigers      b) Deer      c) Bats      d) Bears
3. Which of these eat seeds?  
a. Lion      b) Hens      c) Horses      d) Lizard
4. Where do we find bats and bears?  
a) In caves      b) In hives      c) In burrows      d) In nests

#### **II. Fill in the blanks:-**

1. A \_\_\_\_\_ (forest / cave) is a large area covered with mainly trees and plants.
2. A dog lives in a \_\_\_\_\_ (kennel / shed).
3. The Rabbit digs a hole in the ground called a \_\_\_\_\_ (beehive / burrow).
4. The \_\_\_\_\_ (Bees / Birds) make hives to live in.

**SCIENCE**

**III. Write 'T' for true and 'F' for false statement :-**

1. Tigers eat plants - \_\_\_\_\_
2. Animals eat same kind of food - \_\_\_\_\_
3. Monkeys make nests on trees- \_\_\_\_\_
4. Horses are kept in a stable- \_\_\_\_\_

**IV. Give one word for the following :-**

1. Cows are kept in this- \_\_\_\_\_
2. A rabbit makes this to live- \_\_\_\_\_
3. A home that bees make to live- \_\_\_\_\_
4. A home that birds make with simple things such as straw, twigs, leaves and cotton- \_\_\_\_\_

**V. Answer the following questions:-**

1. Name two animals that eat plants as well as flesh of other animals.
2. Why do birds make nests?
3. With what do birds make their nests?
4. Write the names of four animals that we keep and their homes.

**Chapter14- The Sun, Moon and Stars**

Read the chapter thoroughly

The following exercises to be done in the Science notebook.

**I. Choose the correct option:-**

1. Which of these do you see during the night in the sky?  
a) The Sun      b) The Moon      c) Stars      d) Both b and c
2. Where does the sun rise?  
a) North      b) South      c) East      d) West
3. Which of these make patterns in the sky?  
a. The Sun      b) The Moon      c) The Stars      d) All of these
4. Which of these brings us the day?  
1. Sunrise      b) Sunset      c) Rising of the moon      d) Stars shining

**II. Fill in the blanks:-**

1. The Sun is a big ball of \_\_\_\_\_ (fire / water).
2. The Sun sets in the \_\_\_\_\_ (east / west).
3. Stars shine at \_\_\_\_\_ (day / night).
4. The changing shapes of the moon are called \_\_\_\_\_ (faces / phases) of the moon.

**III. Write 'T' for the True and 'F' for the false statement.**

1. Stars are very big - \_\_\_\_\_
2. The moon looks like a big green ball - \_\_\_\_\_
3. All plants and animals need light of the sun to live - \_\_\_\_\_
4. The shape of the moon changes every day - \_\_\_\_\_

**IV. Give one word for the following:-**













1. The big, yellow ball of fire seen during the day - \_\_\_\_\_
2. The big, white ball that we see at night - \_\_\_\_\_
3. This makes patterns in the sky - \_\_\_\_\_

**V. Answer the following questions:-**

1. Where does the sun rise?
2. Where does the sun set?
3. Why is the sun important to us?
4. Why do stars look so small?

**SCRAP BOOK ACTIVITY:-**

Draw or paste pictures of any 5 special fruits and vegetables you can get in summer, monsoon and winter and write their names..

<u>SUMMER</u> FRUITS	<u>MONSOON</u> FRUITS	<u>WINTER</u> FRUITS
 Mango fruit		
		
VEGETABLES	VEGETABLES	VEGETABLES
		
		

**Sub- Hindi Language**  
**Revision sheet**

पाठ - 1. विशेषण ।

2. अनेक शब्दों के लिए एक शब्द ।
3. सप्ताह के नाम ।
4. गिनती (५१ से ७५ )

1. विशेषण की परिभाषा उदाहरण सहित बताएं ?

उ०-- जो शब्द संज्ञा या सर्वनाम शब्दों की विशेषता बताते हैं उन्हें विशेषण कहते हैं ।

जैसे -- लाल अनार  
मोटा लड़का  
पीला आम

2. सोचिए और बताइए ।

क) आप को कैसे कपड़े पहनना अच्छा लगता है ?

उ०-- .....

ख) सुबह के समय सूरज का रंग कैसा दिखाई देता है ?

उ०-- .....

ग) आपको क्या खाना अच्छा लगता है? उसका स्वाद कैसा है?

उ०-- .....

**HINDI**

घ) आपके घर में कितने लोग हैं?  
उ०----- ।

3. नीचे दिए गए वाक्यों में विशेषण शब्द चुने ।

क) कोयल काली होती है ।

उ०-----

ख) आम मीठा है ।

उ०-----

ग) लड़का लंबा है ।

उ०-----

घ) मेरे कपड़े का रंग लाल है ।

उ०-----

4. सही शब्द चुनकर वाक्य पूरा करें ।

क) मेरे पास----- पेंसिल है । ( तीन ,मीठा )

ख) मम्मी ने आज----- खीर बनाई है । ( स्वादिष्ट , एक )

ग) मेरे बगीचे में ----- फूल खिले हैं । ( आम , रंग- विरंगे )

घ) मुझे स्कूल जाना ----- लगता है । ( बढ़िया , कम )

5. निम्न शब्दों के लिए एक शब्द लिखें ।

क) जो कविता लिखती है उसे क्या कहते हैं ?

उ०----- ।

ख) मूर्ति बनाने वाले को क्या कहा जाता है ?

उ०----- ।

ग) साथ पढ़ने वाले को क्या कहते हैं ?

उ०----- ।

घ) मछली पकड़ने वाले को क्या कहते हैं ?

उ०----- ।

6. सोचिए और बताइए ।

क) आपके घर पत्र कौन लाता है ?

उ०----- ।

ख) बीमार होने पर आप दवाई लेने किसके पास जाते हैं ?

उ०----- ।

ग) आप के बगीचे की देखभाल कौन करता है ?

उ०----- ।

घ) आप कपड़े सिलवाने किसके पास जाते हैं ?

उ०----- ।

7. एक शब्द में उत्तर दें ।

क) 1 सप्ताह में कितने दिन होते हैं ?

उ०----- ।

ख) मंगलवार के बाद क्या आता है ?

उ०----- ।

ग) शनिवार से पहले कौन सा दिन आता है ?

उ०----- ।

घ) गुरुवार को दूसरे किस नाम से लोग जानते हैं ?

उ०----- ।

8. खाली स्थानों को भरें :-

क) ५१----- ५४ ---- ५६----- ५९----- ।

ख) बाद वाले अंक लिखे :-

५६----- ६२----- ७४----- ।

६८----- ७५----- ६६----- ।

ग) दिए गए अंकों को हिंदी शब्दों में लिखें ।

६७----- । ७४-----

५६----- ६६-----

६१----- ७३-----

घ) निम्नी हिंदी अंको को अंग्रेजी अंकों में लिखें ।

५५----- ६५----- ७५-----

५४----- ७४----- ७०-----

**Sub- Hindi**  
**Revision sheet**

पाठ - 1. 'ए' की मात्रा

2. 'ऐ' की मात्रा

3. गिनती (४१-- ६०)

1. दिए गए कार्य को अपनी उत्तर पुस्तिका में साफ एवं सुंदर अक्षरों के साथ बोल बोल कर लिखे ।

'ए' की मात्रा वाले शब्द

सेब	पेड़	सेबा	मेवा
बेसन	बेलन	बेटा	ठेला

'ऐ' की मात्रा वाले शब्द

मैना	थैला	पैसा	कैसा
सैनिक	बैगन	बैलगाड़ी	पैर

2. सही मात्रा लगाकर शब्द पूरा करें ।

सब	बल	थला	पर
पसा	कला	बलगाड़ी	मना
बलन	सनिक	पदल	पड

3. अक्षरों को जोड़कर लिखें ।

क+रे+ला= -----      मे+ला= -----      पै+सा=-----  
से+ब= -----      कै+म+रा= -----      पे+ड़= -----

4. खाली जगहों को भरें :-

बे---न      ---निक      बैल---ड़ी      ने---ला  
कै---रा      पै----      बे---न      थै---- ।

5. निम्न अक्षरों से बनने वाले सही शब्द पर सही का निशान लगाए ।

क	जहाज	कैमरा
म	कबूतर	मैना
ठ	ठेला	मेला
प	सैर	पैर
थ	थैला	ठेला

6. चित्र देखकर नाम लिखें ।



\_\_\_\_\_



\_\_\_\_\_



\_\_\_\_\_



\_\_\_\_\_



\_\_\_\_\_



7. गिनती (४१ से ६०) तक अंग्रेजी तथा हिन्दी अंको में लिखें ।

8. बाद वाले अंक लिखे ।

४३----- ५५----- ४६----- ४८-----  
५२----- ५६----- ४६----- ५९-----

9. बीच वाले अंक लिखे ।

४१-----४३ ४७-----४९ ५५-----५७ ४४-----४६  
५१-----५३ ५६-----५८ ४८-----५० ५०-----५२

10. निम्न हिन्दी अंको को अंग्रेजी अंकों में लिखें ।

४१----- ४४----- ५८----- ६०-----  
४६----- ५६----- ५९----- ४९-----

## ENGLISH LANGUAGE

### CHAPTER 7 : VERBS ( PAGE 42 )

#### PUNCTUATION

### CHAPTER 1 : CAPITAL LETTERS AND FULL STOPS ( PAGE 76)

### CHAPTER 2 : CAPITAL LETTERS

#### Comprehension

Once there was a dog. He was very hungry. He found a bone. He held the bone in his mouth and started walking home. When he was on the bridge, he saw his reflection in the river. He felt that there was another dog in the water holding a bone in his mouth. He wanted to take that bone too. He started barking at his own reflection. The moment he opened his mouth the bone fell into the river. He was left helpless.

ENGLISH

#### 1. Answer the following questions :-

- Who was hungry?
- What did the dog feel?
- What was he barking at?

#### 2. Write the antonyms of the following words:



- b. lost x \_\_\_\_\_
- c. finished x \_\_\_\_\_
- d. give x \_\_\_\_\_
- e. closed x \_\_\_\_\_

**3. Make sentences:**

- b. bone
- c. river

**Grammar :**

**I. Choose the correct doing words given from the brackets to complete the following sentences.**

- b. Rabbits \_\_\_\_\_ in burrows. ( swim/ live)
- c. The shopkeepers \_\_\_\_\_ their shops by 9 a.m. ( open/ work)
- d. Children \_\_\_\_\_ hide and seek in the park. ( play/ sit)
- e. Rajan and Rita \_\_\_\_\_ very beautifully.( write/ shines)
- f. The sun \_\_\_\_\_ in the east. ( sings / rises)
- g. We \_\_\_\_\_ for a walk after dinner. ( go/ eat)
- h. Harsh \_\_\_\_\_ beautiful pictures. ( paints/ swims)
- i. Soumya \_\_\_\_\_ her teeth every morning. ( washes/ brushes)
- j. The earth \_\_\_\_\_ around the sun. ( Jumps/ revolves)

**II. Rewrite the following sentences using capital letters and full stops.**

- a. this mango is sweet and juicy
- b. we like playing football
- c. my grandmother lives in delhi
- d. sushant is an engineer
- e. the ganga is a holy river
- f. dolly loves to eat pizza
- g. brazil is a big country
- h. i brush my teeth every morning
- i. the name of my dog is simba
- j. sheela is a good cook

**Creative Writing : Grandparents ( Revision)**

**NOTE: All the above exercises have to be done in the English Language notebook.**

**ENGLISH LITERATURE  
Revision**

**Word Meanings:**

- i. puddle-
- ii. feed-
- iii. guard-
- iv. minnow-

**Antonyms:**

- i. friends x
- ii. climb x
- iii. lived x

- iv. catch x
- v. comes x

**Fill in the blanks**

- I. Big, red \_\_\_\_\_ grow on the trees.
- ii. The little seed grows into a little \_\_\_\_\_
- iii. The elephant asked \_\_\_\_\_, if he can help.
- iv. The monkey asked \_\_\_\_\_, if he can help.

**True or False.**

- I. The elephant guards the seed.
- ii. Green apples grew on the tree.
- iii. The little plant grows into a big tree.

**Rhyming words:**

- i. box -
- ii. tree -
- iii. rock-
- iv. seed-
- v. snap-

**Answer the following questions:**

- i. Where does the little turtle live?  
Ans. The little turtle lived in a box.
- ii. Who was ready to help the elephant reach the apples?  
Ans: The monkey was ready to help the elephant to reach the apples.
- iii. Who does the little turtle not catch?  
Ans. The little turtle did not catch the narrator.
- iv. What does the story teach us?  
Ans: The story teaches us to work together.
- v. What did the peacock do?  
Ans: The peacock planted a little seed .

**Make Sentences**

- 1. peacock
- 2. seed
- 3. rabbit
- 4. yummy
- 5. help

## SQUARING UP METHOD

Work to be done : **Complete page 29** as per instruction given in your drawing book.


**DRAWING**

STD 1


ASSIGNMENT 10

### SQUARING UP METHOD

You can exactly draw a picture in the same size without disturbing its proportion by squaring up method. Here is a picture of lovely parrot given on your left in the square graph. What you have to do is to draw it in the blank-graph square by square. Don't forget to fill it with different shades of crayon colours.



Let's draw  
square by  
square



[1 / 29]

**Dr. Rachana Nair**  
**Director Academics**