



CLASS : NURSERY
DATE : 16.11.21 to 4.12.21

SUBJECT	ASSIGNMENT
ENGLISH	<p>Instructions to be followed:</p> <ul style="list-style-type: none">• Work to be done in the English textbook 2 and English notebook.• Write the date on every page.• Kindly ensure that your child follows the correct formation of the letters.• Your child has to know the sounds of letters. Revise the sounds every day from Jolly Phonics app.• Note: Parents, please make the child write in-front of you so that each instruction given can be followed to avoid untidy and shabby work. The child is expected to write on his/ her own. Parents can supervise the work and give the necessary instructions. <div data-bbox="318 842 1596 1596" style="background-color: #e6f2ff; padding: 20px;"><div style="display: flex; justify-content: space-around;"><div data-bbox="415 947 906 1178" style="border: 2px solid black; background-color: #f4a460; padding: 10px; text-align: center;"><p>DAY 1</p><p><u>English textbook 2</u> Textbook pg no: 46 (sound /j/)</p></div><div data-bbox="1052 957 1542 1188" style="border: 2px solid black; background-color: #f4a460; padding: 10px; text-align: center;"><p>DAY 2</p><p>Textbook pg no: 47 (sound /j/)</p></div></div><div data-bbox="415 1276 906 1507" style="border: 2px solid black; background-color: #f4a460; padding: 10px; text-align: center; margin-top: 20px;"><p>DAY 3</p><p>Textbook pg no: 48 (sound /j/)</p></div></div>


DAY 4

Date - Day - 4

Name -

Class - Roll No -

Circle the letter j written on the jug.




DAY 5

Date - Day - 5

Name -

Class - Roll No -

Tick (✓) the pictures that has a /j/ sound in it.



DAY 6

Textbook pg no: 52
(sound /z/)

DAY 7

Textbook pg no: 53
(sound /z/)

DAY 8

Textbook pg no: 54
(sound /z/)

DAY 9


Page No. _____
Date _____


Date - _____ Day - 9


Name - _____

Class - _____ Roll No - _____

Write the first sound of the pictures.

 _____

 _____

 _____

DAY 10


Page No. _____
Date _____


Date - _____ Day - 10


Name - _____

Class - _____ Roll No - _____

Circle (O) the pictures that has a /z/ sound in it.

 _____

 _____

 _____

DAY 11

Textbook pg no: 58
(sound /w/)

DAY 12

Textbook pg no: 59
(sound /w/)

DAY 13

Textbook pg no: 60
(sound /w/)


DAY 14

Date - _____ Day - 14

Name - _____

Class - _____ Roll No - _____

Circle the letter w written on the wall.




DAY 15

Date - _____ Day - 15

Name - _____

Class - _____ Roll No - _____

Cross (x) the picture that does not have a /w/ sound in it.



Instructions:

- Parents please help your child to revise the following topics orally.
Kindly ensure the child answers in complete sentences.

G.A


Aquatic Animals



Q1. Name any five aquatic animals.

Ans: The names of five aquatic animals are the fish, the crab, a sea horse, the turtle and an octopus.


Q2. Identify and name these aquatic animals?



an octopus



a starfish



the fish



a sea horse




the crab




a dolphin



the turtle



the whale



a jelly fish

Q3. How many legs does an octopus have?

Ans: An octopus has eight legs.

Q4. Which fish looks like a star?

Ans: The starfish looks like a star.

Q5. How many legs does a crab have?

Ans: The crab has ten legs.

Q6. Name the aquatic animal which lives on land and water.

Ans: The turtle lives on land and water.

Q7. Name the largest fish.

Ans: The whale is the largest fish.

Our Helpers



Q1. Who mends our shoes?

Ans: The cobbler mends our shoes.

Q2. Who bakes bread and cakes?

Ans: The baker bakes bread and cakes.

Q3. Who brings our letters?

Ans: The postman brings our letters.

Q4. Who gives us medicines?

Ans: The doctor gives us medicines.

Q5. Who keeps our surrounding clean?

Ans: The sweeper keeps our surrounding clean.

Q6. Who cuts our hair?
Ans: The barber cuts our hair.

Q7. Who drives the bus?
Ans: The driver drives the bus.

Q8. Who looks after the garden?
Ans: The gardener looks after the garden.

Q9. Who catches the thief?
Ans: The policeman catches the thief.

Q10. Who stitches our clothes?
Ans: The tailor stitches our clothes.

Q11. Who teaches us?
Ans: The teacher teaches us.

Instructions to be followed:

- Work to be done in the Maths workbook and Maths notebook.
- Write the date on every page.
- Kindly ensure that your child follows the correct formation of the digits.


Note: Parents, please make the child write in-front of you so that each instruction given can be followed to avoid untidy and shabby work. The child is expected to write on his/ her own. Parents can supervise the work and give the necessary instructions.

MATHS

DAY 3

Day 3 Date :-
Name → Roll no →
Class →

Say aloud and write the numbers (6-9)




Below the train are several rows of empty boxes for writing practice.

DAY 4

Day 4 Date :-
Name → Roll no :-
Class →

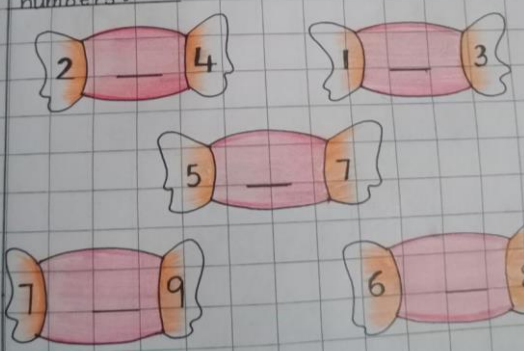
What comes after the following numbers :-



DAY 5

Day 5 Date :-
Name → Roll no →
Class →

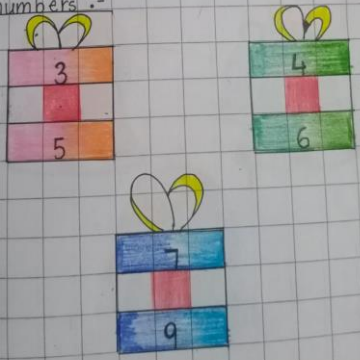
What comes between the following numbers :-



DAY 6

Day 6 Date :-
Name → Roll no →
Class →


What comes between the two given numbers :-



DAY 7

Day 7 Date:-
Name→ Rollno→
Class→


Tick (✓) the object up in the sky and cross (x) the object down on the ground :-



DAY 8

Day 8 Date:-
Name→ Rollno→
Class→

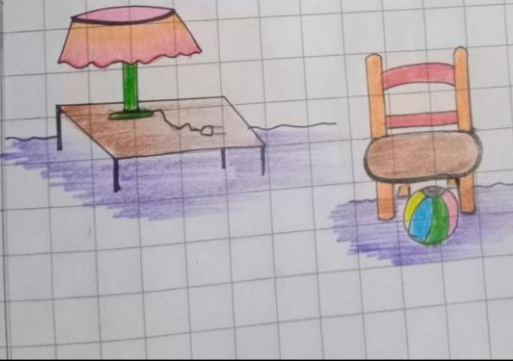
Circle (○) the object up in the sky and cross (x) the object down in the pond :-



DAY 9

Day 9 Date:-
Name→ Rollno→
Class→

Tick (✓) the object which is on the table and cross (x) the object under the chair :-



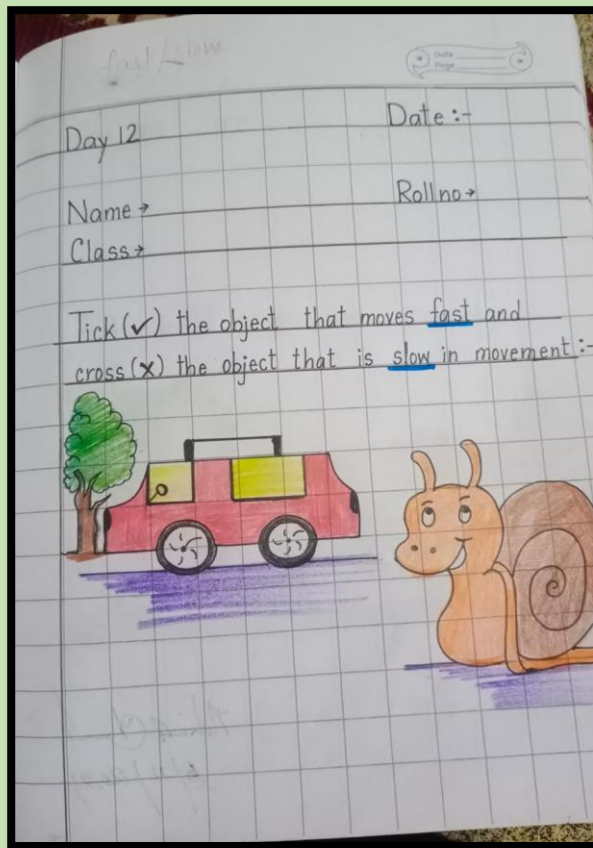
DAY 10

Workbook page no:
59

DAY 11

Workbook page no:
60

DAY 12



DAY 13

Workbook page no:
67

DAY 14

Workbook page no:
68

DAY 15

