

KERALA PUBLIC SCHOOLS
ACADEMIC YEAR 2021-22
HOME ASSIGNMENT



CLASS : LKG

DATE : 16.11.2021 to 4.12.2021

SUBJECT	ASSIGNMENT
ENGLISH	<p>Instructions to be followed:</p> <ul style="list-style-type: none">*Work to be done in English text and notebook.*Write the date and day on every page.*Kindly ensure that your child follows the correct formation of the letters given in the book.*Your child has to know the sound of the letters. Revise the sounds everyday from Jolly Phonics App.* Instructions: Parents, please make your child write in front of you so that each instruction given can be followed to avoid untidy and shabby work. The child is expected to write on his/her own. Parents can supervise the work and give the necessary instructions.

DAY 1

DAY 2

Page No.:
Date: youVA

Date: Day: 1

Name: Class/Sec:

Say and write

I J K L M

Page No.:
Date: youVA

Date: Day: 2

Name: Class/Sec:

Say and write

N O P Q R

DAY 3

Page No.:
 Date:
 YOUVA

Date: _____ Day: 3
 Name: _____ Class/Sec: _____
 Say and write

S	T	U	V
---	---	---	---

DAY 4

Page No.:
 Date:
 YOUVA

Date: _____ Day: 4
 Name: _____ Class/Sec: _____
 Say and write

W	X	Y	Z
---	---	---	---

DAY 5

Page No.:
 Date:
 YOUVA

Date: _____ Day: 5
 Name: _____ Class/Sec: _____
 Match the small letters with the capital letters.

p	J
j	W
u	Q
w	Y
f	U
m	P

DAY 6

Page No.:
 Date:
 YOUVA

Date: _____ Day: 6
 Name: _____ Class/Sec: _____
 Write small letters for the given capital letters.

M _____

Q _____

K _____

N _____

V _____

DAY 7

Page No.: _____
Date: _____

Date: _____ Day: 7
Name: _____ Class/Sec: _____

Say and write

grip	odd	list	fun
------	-----	------	-----

DAY 8

Page No.: _____
Date: _____

Date: _____ Day: 8
Name: _____ Class/Sec: _____

Say and write

best	jig	zest	web
------	-----	------	-----

DAY 9

Page No.: _____
Date: _____

Date: _____ Day: 9
Name: _____ Class/Sec: _____

Say and write

west	visit	yell	fox
------	-------	------	-----

DAY 10

Page No.: _____
Date: _____

Date: _____ Day: 10
Name: _____ Class/Sec: _____

Say and write

fax	quit	sum	duck
-----	------	-----	------

FUN WITH LETTERS BOOK - 2 (TO BE DONE NEATLY IN THE TEXTBOOK)

DAY 11 **Page 132**

DAY 12 **Page 143**

DAY 13 **Page 154**

DAY 14 **Page 167**

DAY 15 **Page 168**

G.A

INSTRUCTIONS:

- The children should be aware about :
 - 1) A birthday party
 - 2) A zoo
- Kindly ensure that your child is able to answer in a full sentence.

ACTIVITY:

1. Children will make a birthday card and decorate it.
2. Children will stick the pictures of different animals that they see in the zoo.

PORTION FOR THE FINAL TERM ROUND TEST 2

1. Days of the week and months of the year
2. Community helpers
3. My birthday party
4. At the zoo

My Birthday Party

Q1. When is your birthday?

Ans. My birthday is on date of your birthday.



Q2. What do you sing when the cake is cut ?

Ans. We sing "happy birthday"
when the cake is cut.



Q3. What are the things that you see in a birthday party?

Ans – I see in a birthday party

1. Balloons
2. Festoon
3. Candle
4. Cake
5. Sweets



Q4. With whom do you celebrate your birthday ?

Ans . I celebrate my birthday with my family and friends.



AT THE ZOO

Q1. What do we see at the zoo ?

Ans. We see different animals, birds, reptiles at the zoo.



Q2 .In what are the animals and birds kept in the zoo ?

Ans . Animals and birds are kept in cages in the zoo.



Q3. Why must we not go too close to the cages?

Ans. We must not go too close to the cages because the animals may attack.



Q4. What are the things that you see in the zoo?

Ans. I see in the zoo

1. Map
2. Cage
3. Lion
4. Zebra
5. Giraffe

Q5. Name the animal having a long neck that you saw in the zoo.

Ans. I saw giraffe in the zoo and it has a long neck .



MATHS

Instructions to be followed:




- Work to be done in the Maths workbook and Maths notebook.
- Write the date on every page.
- Kindly ensure that your child follows the correct formation of the digits .

Note: Parents, please make the child write in-front of you, so that each instruction .given can be followed to avoid untidy and shabby work . The child is expected to write on his /her own . Parents can supervise the work and give the necessary instruction .



DAY1

DATE _____ DAY _____
NAME _____ CLASS/SEC. _____

Match the objects for the given shape






SQUARE




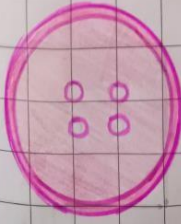
DAY2

DATE _____ DAY _____
NAME _____ CLASS/SEC. _____

Match the objects for the given shape





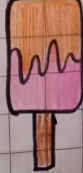


CIRCLE




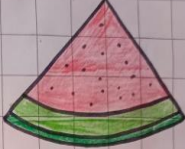



DAY3

DATE _____ DAY _____
 NAME _____ CLASS/SEC _____
 Match the objects for the given shape.

DAY4

DATE _____ DAY _____
 NAME _____ CLASS/SEC _____
 Match the objects for the given shape.

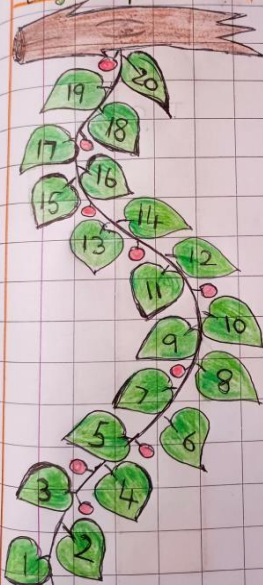
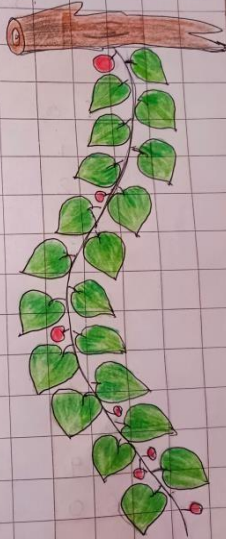
DAY5

DATE _____ DAY _____
 NAME _____ CLASS/SEC _____
 Fill in the missing letters for the given number names.

Q _ P	_ _ i _
_ _ w _	_ e _ e _
t _ r _ e	e _ g _ t
_ o _ r	_ i _ e
f _ x _	_ e _

DAY6

DATE _____ DAY _____
 NAME _____ CLASS/SEC _____
 Backward Counting: Write the correct numbers in the given space.

DAY7

DATE _____ DAY _____
 NAME _____ CLASS/SEC _____
 Write numbers from 51 to 60

T	0	T	0
5	1		
5	2		
5	3		
5	4		
5	5		
5	6		
5	7		
5	8		
5	9		
6	0		

DAY8

DATE _____ DAY _____
 NAME _____ CLASS/SEC _____
 Write numbers from 61 to 70

T	0	T	0
6	1		
6	2		
6	3		
6	4		
6	5		
6	6		
6	7		
6	8		
6	9		
7	0		

DAY9

DATE _____ DAY _____
 NAME _____ CLASS/SEC _____
 Match numbers with the number name

6	two
5	seven
10	six
7	five
2	ten

DAY10

DATE _____ DAY _____
 NAME _____ CLASS/SEC _____
 Draw objects for the following numbers

10
16
12
20
22

		To be done in the book neatly
	DAY 11	Pg no – 99
	DAY 12	Pg no -100
	DAY13	Pg no-101
	DAY14	Pg no -102
	DAY15	Pg no -103