

KERALA PUBLIC SCHOOLS
ACADEMIC YEAR 2021-22
HOME ASSIGNMENT



CLASS : UKG
DATE : 21.10.21 to 15.11.21

SUBJECT	ASSIGNMENT
ENGLISH	<p style="text-align: center;">ENGLISH</p> <p>Instructions to be followed:</p> <ul style="list-style-type: none">* Remember to leave space while writing the words.* Write your name class, date, roll number properly.* Write C.W. or H.W. below the date.* The child has to write the alphabet in the correct pattern as taught in the class. <p>NOTE - PARENTS PLEASE MAKE THE CHILD SIT RIGHT IN FRONT OF YOU SO THAT EACH INSTRUCTION GIVEN CAN BE FOLLOWED TO AVOID UNTIDY AND SHABBY WORK.</p> <p>THE CHILD IS EXPECTED TO WRITE BY HIMSELF/HERSELF.</p> <p>PARENTS CAN SUPERVISE THE WORK AND GIVE NECESSARY INSTRUCTIONS.</p>

DAY 1

Date :- _____ Day :- _____
 Name :- _____ Roll No. :- _____

Identify the digraphs in the following words and circle them:-

cloud	noun
boil	fuel
round	sound
out	soil
found	about
noise	true
due	loud
our	moist

DAY 2

Date :- _____ Day :- _____
 Name :- _____ Roll No. :- _____









Cross out the words in the box that does not have the same digraph sound given.

ou	loud	point	mouth
er	winter	singer	due
ue	under	cruel	value
ou	ladder	found	count
oi	joint	noise	cloud
er	letter	argue	herb
oi	corner	foil	toilet

DAY 3

Date :- _____ Day :- _____
 Name :- _____ Roll No. :- _____

Look at the pictures and circle the correct sound:-

 th ou	 ou oi
 er ue	 er ou
 ue ou	 oi er
 er ou	 ue ou

DAY 4

Date :- _____ Day :- _____
 Name :- _____ Roll No. :- _____

Fill in the blanks with the words given in help box :-


couch	bounce	mouse	count
hour	house		


- Our lesson goes for one _____.
- Please don't climb on the _____.
- There is a _____ in the _____.
- I can _____ high on the _____ trampoline.
- Can you _____ to one thousand.


DAY 5


Date:- _____ Day :- _____
Name:- _____ Roll No.:- _____

Look at the pictures and fill in the blanks with the correct sound.

 . c l _ _ d .
_____ r _____

 c _ _ n .

 I add _____ .

 stat _____ .

DAY 6

Date :- _____ Day :- _____
Name :- _____ Roll No. :- _____

Fill in the blanks with the words given in the box :

foil join coin
noise point

1. We make a lot of loud _____ at recess.
2. I will _____ the clubs at school.
3. I can use my finger to _____ at things.
4. Another word for a penny is a _____.
5. Wrap the vegetables in _____.

DAY 7

Date :- _____ Day :- _____
Name :- _____ Roll No. :- _____

Fill in the blanks with his/her.

1. This is Jack. He puts on _____ shirt.
2. She plays with _____ dolls.
3. Mary sings with _____ friends.
4. Tom likes to feed _____ dog.
5. Maria can ride _____ bike.
6. Tim puts on _____ trousers.
7. He plays with _____ drum.
8. This is Dr Rao. It is _____ car.

DAY 8

Date :- _____ Day :- _____
Name :- _____ Roll No. :- _____

Complete each sentence with the word I or me :

1. Mom made the bed for _____.
2. The party will be fun for you and _____.
3. Kim and _____ walked to the bakery.
4. Will you help _____ to clean the kitchen?
5. Would you like to come with _____?

DAY 9

Date :- _____ Day :- _____
Name :- _____ Roll No. :- _____
Choose the correct word from the box and fill in the blank:

under	sister	dinner
winter	feather	hammer

1. We had fish and bread for _____.
2. Maya hid the box _____ her bed.
3. It will be cold in the _____.
4. My _____ is six years old.
5. Amit hit the nail with the _____.
6. The bird lost a _____ in the garden.

DAY 10

Date :- _____ Day :- _____
Name :- _____ Roll No. :- _____
Choose the correct word from the box and fill in the blank:

true	clue	blue	glue
argue			

1. Use the _____ to fix the broken vase.
2. Yes, it is _____.
3. The colour of your frock is _____.
4. Please don't _____ over silly things.
5. The detective looked for a _____.

DAY 11

Date :- _____ Day :- _____
Name :- _____ Roll No. :- _____
Fill in the blanks with I / me / my :-

1. _____ family and _____ moved to a city.
2. _____ now live to _____ friend Sally.
3. She walks to school with _____.
4. She makes _____ laugh.
5. _____ make her laugh too.
6. Sally and _____ play together at recess.








DAY 12

Date :- _____ Day :- _____
Name :- _____ Roll No. :- _____
Choose the correct option (I / me / my) :-

1. _____ am biting fingernails.
2. Look at _____.
3. _____ got brown hair.
4. This dog is _____.
5. _____ love doing exercise.
6. _____ am looking after Sheep.
7. You and _____ are very happy.

DAY 13

Date:- _____ Day:- _____
Name:- _____ RollNo:- _____
Fill in the blanks with
in / on / under :-

-  The ball is _____ the chair.
-  The cup is _____ the table.
-  The flower is _____ the glass.
-  The rat is _____ the table.
-  The boy is _____ the umbrella.
-  The cat is _____ the shade.
-  The spoon is _____ the cup.
-  The boat is _____ the water.

DAY 14/DAY 15

BOOK WORK

MY GRAMMAR BOOK

Pg. Nos. 33-34

INSTRUCTIONS:-

- Please help your child to learn the following topics orally.
- Kindly ensure that your child answers in full sentences.

COMMUNITY HELPERS



Q1. Who teaches us in school?

Ans :- The teacher teaches us in school.

Q2. To whom do we go to when we are sick?

Ans:- We go to the doctor when we are sick.

Q3. Who catches robbers?

Ans:- The policeman catches robbers.

G.A

Q4. Who mends our shoes?

Ans:- The cobbler mends our shoes.

Q5. Who drives the bus?

Ans:- The driver drives the bus.



Q6. Who brings our letters?

Ans:- The postman brings our letters.

Q7. Who cuts our hair?

Ans:- The barber cuts our hair.

Q8. Who stitches our clothes?

Ans:- The tailor stitches our clothes.

Q9. Who brings us milk?

Ans:- The milkman brings us milk.

Q10. Who grows grain for us?

Ans:- The farmer grows grain for us.

Q11. Who sells vegetables?

Ans:- The greengrocer sells vegetables.



Q12. Who repairs our waterpipes?

Ans:- The plumber repairs our waterpipes.

Q13. Who puts out the fire?

Ans:- The fireman puts out the fire.

Q14. Who fights for our country?

Ans:- The soldier fights for our country.

Q15. Who carries our luggage?

Ans:- The porter carries our luggage.

Q16. Who builds our house?

Ans:- The mason builds our house.

Q17. Who makes furniture for us?

Ans:- The carpenter makes furniture for us.

Q18. Who makes pots for us?

Ans:- The potter makes pots for us.



CLEANLINESS




Q1. How should we keep ourselves clean?

Ans. We should keep ourselves clean by the following ways.

- a. brush our teeth twice a day
- b. have a bath everyday
- c. comb our hair healthy
- d. cut and clean our nails
- e. cover our nose and mouth with a clean handkerchief when we cough, sneeze or yawn
- f. wash our hands before and after eating
- g. throw rubbish in a dustbin
- h. keep our books neat and tidy

GOOD HABITS


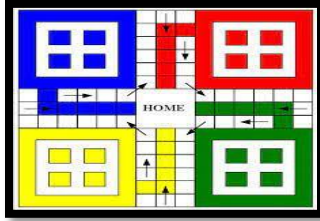


Q. What good habits should we follow?

Ans:- We should follow the following steps:-

- wake up early in the morning
- pray to God
- wear clean clothes
- do exercise everyday
- always stand or sit erect
- eat healthy food
- go to school on time
- do our homework everyday
- go to bed early at night

INDOOR GAMES



Q1. Name any three indoor games?

Ans:-Ludo, Carrom, Cards and Chess are indoor games.

Q2.What indoor games do you like to play?

Ans:-I like to play Ludo, Carrom, Cards and Chess.

Some Indoor games are as follows:-

1. Ludo
2. Snakes and Ladders
3. Carrom
4. Cards
5. Billiard
6. Skipping
7. Chess
8. Table Tennis

Instructions to be followed:

- Work to be done in the Maths workbook and Maths notebook.
- Write the date on every page.
- Kindly ensure that your child follows the correct formation of the digits.

MATHS

NOTE - Parents please make the child sit right in front of you, so that each instruction given can be followed, to avoid untidy and shabby work.

The child is expected to write by himself/herself.

Parents can supervise the work and give necessary instructions.

DAY 1



Date -

Day -

Name -

Roll No -

Identify the following shapes and write the name in the space provided :



DAY 2

Date -

Day -

Name -

Roll No -

Complete the following sequences:



DAY 3

Date - _____ Day - _____
Name - _____ Roll No - _____

Compare each set of numbers. Write the correct symbol in the box ($>$, $<$, $=$)

5	<input type="checkbox"/>	31	54	<input type="checkbox"/>	45
65	<input type="checkbox"/>	45	80	<input type="checkbox"/>	79
10	<input type="checkbox"/>	0	42	<input type="checkbox"/>	42
78	<input type="checkbox"/>	87	68	<input type="checkbox"/>	65
14	<input type="checkbox"/>	41	50	<input type="checkbox"/>	50

DAY 4

Date - _____ Day - _____
Name - _____ Roll No - _____

Count by 2's and fill in the 20 missing numbers :

2	<input type="checkbox"/>	<input type="checkbox"/>	<input type="checkbox"/>
<input type="checkbox"/>	<input type="checkbox"/>	14	<input type="checkbox"/>
18	<input type="checkbox"/>		

DAY 5/ DAY 6

Date - _____ Day - _____
Name - _____ Roll No - _____

Subtract the following :

$\begin{array}{r} 53 \\ - 22 \\ \hline \end{array}$	$\begin{array}{r} 75 \\ - 55 \\ \hline \end{array}$	$\begin{array}{r} 9 \\ - 7 \\ \hline \end{array}$
$\begin{array}{r} 45 \\ - 44 \\ \hline \end{array}$	$\begin{array}{r} 65 \\ - 23 \\ \hline \end{array}$	$\begin{array}{r} 5 \\ - 4 \\ \hline \end{array}$
$\begin{array}{r} 78 \\ - 10 \\ \hline \end{array}$	$\begin{array}{r} 85 \\ - 73 \\ \hline \end{array}$	$\begin{array}{r} 6 \\ - 0 \\ \hline \end{array}$

DAY 7/ DAY 8

Date - _____ Day - _____
Name - _____ Roll No - _____

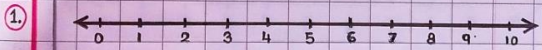
Add the following :

$\begin{array}{r} 80 \\ + 30 \\ \hline \end{array}$	$\begin{array}{r} 54 \\ + 35 \\ \hline \end{array}$	$\begin{array}{r} 66 \\ + 52 \\ \hline \end{array}$
$\begin{array}{r} 42 \\ + 80 \\ \hline \end{array}$	$\begin{array}{r} 80 \\ + 49 \\ \hline \end{array}$	$\begin{array}{r} 55 \\ + 53 \\ \hline \end{array}$
$\begin{array}{r} 22 \\ + 43 \\ \hline \end{array}$	$\begin{array}{r} 65 \\ + 34 \\ \hline \end{array}$	$\begin{array}{r} 55 \\ + 31 \\ \hline \end{array}$

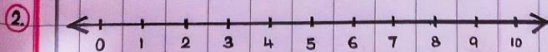
DAY 9

Date - Day -
Name - Roll No -


Solve the following by drawing hops on the number line :




$$3 + 2 = \square$$




$$7 + 3 = \square$$



$$5 + 4 = \square$$



$$4 + 4 = \square$$




$$6 + 2 = \square$$

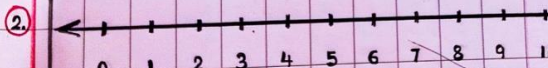
DAY 10

Date - Day -
Name - Roll No -


Subtract by drawing hops on the number line.



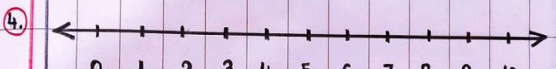
$$7 - 4 = \square$$




$$5 - 3 = \square$$



$$8 - 2 = \square$$



$$2 - 1 = \square$$

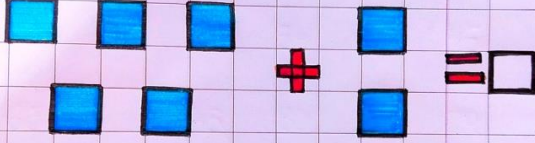


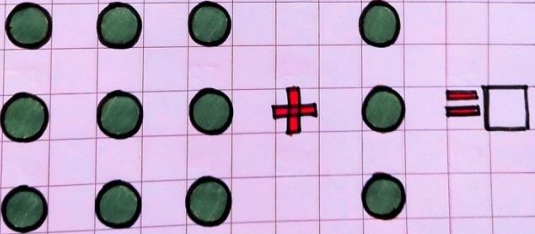
$$9 - 5 = \square$$

DAY 11

Date - _____ Day - _____
Name - _____ Roll No. - _____

Count the pictures in the box and write the numbers.





DAY 12/ DAY 13

Pg nos. 119-121

DAY 14/ DAY 15

NOTEBOOK WORK:
Write Number Names
from 1-40


HINDI

- **Instructions to be followed:**
- दिए गए कार्य को पेंसिल से साफ- साफ नोट बुक में लिखें ।
- अक्षरों के बनावट पर ध्यान दें ।
- अक्षरों का अभ्यास करें ।
- एक पेज में एक ही अक्षर का अभ्यास करें ।
- हर पेज में दिनांक लिखें ।

Page No. _____
Date _____

Date- Day - 1

Name - _____
class - _____
Roll No. - _____



श	श	श	श

Page No. _____
Date _____

Date- Day - 2

Name - _____
class - _____
Roll No. - _____

जुडकर ललखें ढ

न + ल = _____
न + ट = _____
ल + ल = _____
ल + ब = _____
ब + ल = _____
ट + ब = _____
ल + ग = _____
फ + ल = _____
क + म = _____
त + न = _____
त + ट = _____
न + थ = _____

Day1_TextbookFunwith Hindipgno.75अक्षर श

Date- _____ Day-3

Name- _____
 Class- _____
 Roll No. - _____

तीरों से जुड़े वर्णों को मिलाकर
 शब्द बनाइए:-

Date- _____ Day-4

Name- _____
 class- _____
 Roll No. - _____

चित्रों को पहचानें एवं उनके नाम लिखें:-

Date- _____ Day-5

Name- _____
 class- _____
 Roll No. - _____

क से ज तक लिखें

क	ख	ग	घ	ङ
च	छ	ज	झ	ञ
ट	ठ	ड	ढ	ण
त	थ	द	ध	न
प	फ	ब	भ	म
य	र	ल	व	
श	ष	स	ह	
क्ष	त्र	ज्ञ	।	

Date- _____ Day-6

Name- _____
 class- _____
 Roll No. - _____

अ से आ तक लिखें

अ	आ	इ	ई
उ	ऊ	ऋ	ॠ
औ	औ	अं	अः

Page No. _____
Date _____

Date - Day - 7

Name - _____
Class - _____
Roll No. - _____

अलग व्यंजन में गौला लगाओ

1	ख	ख	क	ख	ख
2	ज	झ	झ	झ	झ
3	ट	ठ	ट	ट	ट
4	प	फ	फ	प	प
5	य	द	य	य	य
6	त	थ	त	थ	त
7	घ	ग	ग	ग	ग
8	ब	भ	ब	भ	ब
9	व	श	व	श	व
10	ण	ण	ण	ड	ण

Page No. _____
Date _____

Date - Day - 8

Name - _____
Class - _____
Roll No. - _____

स्वर को जीके

Page No. _____
Date _____

Date - Day - 9

Name - _____
Class - _____
Roll No. - _____

षट्कोण

ष	ष	ष	ष

Page No. _____
Date _____

Date - Day - 10

Name - _____
Class - _____
Roll No. - _____

सूरज

स	स	स	स


Day 9 Textbook Fun with Hindi pg no. 79 अक्षर ष

Day 10 Textbook Fun with Hindi pg no. 80 अक्षर स

Page No. _____
Date _____

Date - Day - 11

Name -
class -
Roll No. -




हार

ह	ह	ह	ह

Page No. _____
Date _____

Date - Day - 12

Name -
class -
Roll No. -




क्षमा

क्ष	क्ष	क्ष	क्ष

Page No. _____
Date _____

Date - Day - 13

Name -
class -
Roll No. -




त्र	त्र	त्र	त्र

**Day11_Textbookfunwith
Hindipgno.81अक्षर ह**
**Day12_TextbookFunwith
Hindipg no.82अक्षरक्ष**
**Day
13_TextbookFunwithHin
dipgno.83अक्षर त्र**

Page No. _____
Date _____

Date - Day-14

Name - _____
class - _____
Roll No. - _____



शोनी

श	श	श	श

Page No. _____
Date _____

Date - Day-15

Name - _____
class - _____
Roll No. - _____

बाद के अक्षर लिखें:-

क _____
घ _____
ट _____
ढ _____
प _____
ब _____
य _____
ल _____
स _____
क्ष _____

Day14_Textbookfunwith Hindipgno.84अक्षर ज्ञ