



CLASS : LKG
DATE : 21.10.21 to 15.11.21

SUBJECT

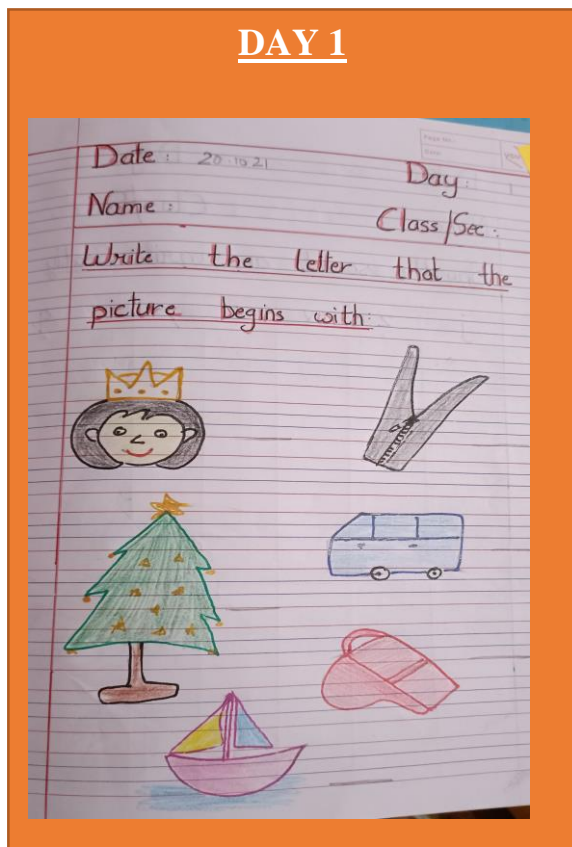
ASSIGNMENT

ENGLISH

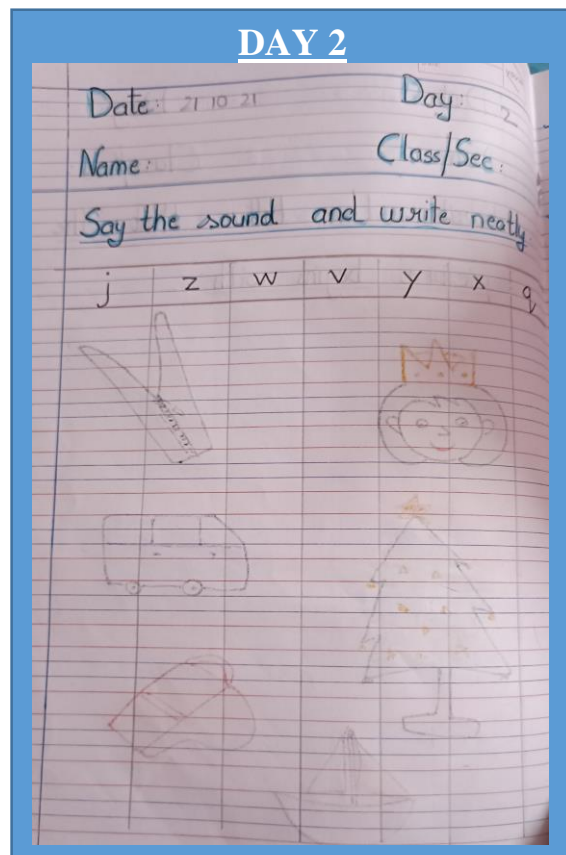
Instructions to be followed:

- *Work to be done in English text and notebook.
- *Write the date and day on every page.
- *Kindly ensure that your child follows the correct formation of the letters given in the book.
- *Your child has to know the sound of the letters. Revise the sounds everyday from Jolly Phonics App.
- * Instructions: Parents, please make your child write in front of you so that each instruction given can be followed to avoid untidy and shabby work. The child is expected to write on his/her own. Parents can supervise the work and give the necessary instructions.

DAY 1



DAY 2



DAY7

Date 1.11.21 Day 7
Name _____ Class/Sec: _____
Say and write

E	F	G	H
			A
			D
			O
			B
			J
			H
			O
			T

DAY8

Date 2.11.21 Day 8
Name _____ Class/Sec: _____
Match the capital letter
with its small letter

A	b
D	e
G	c
B	a
E	f
H	d
C	g
F	h

DAY9

Date 3.11.21 Day 9
Name _____ Class/Sec: _____
Fill in the missing letters

1. A _____
_____ F _____ H

2. _____ _____ D
E _____

3. _____ C _____
_____ H

FUN WITH LETTERS BOOK -2 (TO BE DONE IN THE TEXT BOOK NEATLY)

DAY 10	PGNO.- 111,112,113
DAY11	PGNO.-114,115,116
DAY 12	PGNO.- 117,118,119
DAY13	PGNO.- 120,121,122
DAY14	PGNO.- 123,124,124
DAY15	PGNO.- 126,127

INSTRUCTIONS :

- The children should be aware about :
 - I. Days of the Week and Months of the Year
 - II. Community Helpers
- Kindly ensure that your child is able to answer in a full sentence.
- **Activity**
 1. Children will be doing the role play of a community helper of their own choice.
 2. Children will make a caterpillar and write the days of the week on the caterpillar's body in their scrap book.

PORTION FOR THE FINAL TERM ROUND TEST 1

Ch. 12 BIRDS
Ch. 13 FLOWERS
Ch. 14 VEHICLES
Ch. 10 YOUNG ONES

G.A

DAYS OF THE WEEK AND MONTHS OF THE YEAR



Q.1. How many days are there in a week?

Ans. There are seven days in a week.

Q. 2. Name the days of the week?

Ans. The days of the week are:

- a. SUNDAY
- b. MONDAY
- c. TUESDAY
- d. WEDNESDAY
- e. THURSDAY
- f. FRIDAY
- g. SATURDAY

Q.3. How many months are there in a year?

Ans. There are twelve months in a year.

Q. 4. Name the months of the year?

Ans. The months of the year are:

- a. JANUARY
- b. FEBRUARY
- c. MARCH
- d. APRIL
- e. MAY
- f. JUNE
- g. JULY
- h. AUGUST
- i. SEPTEMBER
- j. OCTOBER
- k. NOVEMBER
- l. DECEMBER

COMMUNITY HELPERS

Community Helpers



Teacher



Doctor



Police Officer



Coach



Grocer



Firefighter



City Worker



Dentist



Mail Carrier



Plumber



Painter



Librarian

Q. 1. Who teaches us in the school?

Ans. The teacher teaches us in the school.



Q. 2. To whom do we go to when we are sick?

Ans. We go to the doctor when we are sick.



Q. 3. Who catches robbers?

Ans. The policeman catches robbers.



Q. 4. Who mends our shoes?

Ans. The cobbler mends our shoes.



Q. 5 . Who drives the bus?

Ans. The driver drives the bus.



Q. 6. Who brings our letters?

Ans. The postman brings our letters.




Q. 7. Who cuts our hair?

Ans. The barber cuts our hair.



Q. 8. Who stitches our clothes?

Ans. The tailor stitches our clothes.



Q. 8. Who brings us milk?

Ans. The milkman brings us milk.



BIRDS

Q1. Which is our national bird?

ANS. The peacock is our national bird.

Q2. Which is a night bird?

ANS. The owl is a night bird.

Q3. Which is the largest bird?

ANS. The ostrich is the largest bird.

FLOWERS

Q1. Which is our national flower?

ANS. The lotus is our national flower.

Q2. Where do flowers grow?

ANS. Flowers grow on plants and trees.

Q3. Which flower grows in water?

ANS. The lotus grows in water.

Q4. Which flower always faces the sun?

ANS. The sunflower always faces the sun.

YOUNG ONES

Q1. What is the young one of a cow called?

ANS. The young one of a cow is called calf.

Q2. What is the young one of a horse called?

ANS. The young one of a horse is called foal.

Q3. What is the young one of a cat called?

ANS. The young one of a cat is called kitten.

Q4. What is the young one of a sheep called?

ANS. The young one of a sheep is called lamb.

Q5. What is the young one of a duck called?
ANS. The young one of a duck is called a duckling.

Q6. What is the young one of a hen called?
ANS. The young one of a hen is called a chicken.

Q7. What is the young one of a lion called?
ANS. The young one of a lion is called cub.

Q8. What is the young one of a dog called?
ANS. The young one of a dog is called puppy.

VEHICLES

Q1. Which vehicle has three wheels?
ANS. An autorickshaw has three wheels.

Q2. Which vehicle runs on rails?
ANS. A train runs on rails.

Q3. Which vehicles fly in the sky?
ANS. Aeroplanes and helicopters fly in the sky.

Q4. Which is the fastest vehicle?
ANS. The aeroplane is the fastest vehicle.

MATHS

Instructions to be followed:

- **Work to be done in the Maths notebook.**
- **Write the date on every page.**
- **Kindly ensure that your child follows the correct formation of the digits.**

Note: Parents, please make the child write in-front of you, so that each instruction .given can be followed to avoid untidy and shabby work. The child is expected to write on his /her own. Parents can supervise the work and give the necessary instruction.

DAY 1

Date-	Day-1
Name-	Class
Roll No-	

Write the numbers from 1 to 40

TO	TO	TO	TO
----	----	----	----

DAY 2

Date-	Day-2
Name-	Class-
Roll No-	

Circle the correct number for the given number name.

Four -	4	3	9
Three -	8	3	6
Five -	4	1	5
Two -	7	2	10
One -	1	10	6

DAY 3

Date-	Day-3
Name-	Class-
Roll No-	

Circle the correct number for the given number name.

Seven -	1	7	9
Eight -	9	3	8
Six -	6	9	8
Nine -	9	8	6
Ten -	10	1	6

DAY 4

Date-	Day-4
Name-	Class-
Roll No-	

Fill in the missing numbers.

18			21
		24	

DAY 5

Date-	Day-5
Name-	Class-
Roll/No-	

Fill in the missing numbers.

1	3					16
1	7			19		
2	1			23		
2	5			27		
2	9			31		
3	3			35		

DAY 6

Date-	Day-6
Name-	Class-
Roll No-	

Write The number that comes before the given number.

25	19
30	10
14	23
16	5

Day 7

Date-	Day-7
Name-	Class-
Roll/No-	

Write the number that comes after the given number.

14		25	
7		16	
12		2	
20		10	

Day 8

Date-	Day-8
Name-	Class-
Roll/No-	

Write the number that comes between the given number.

6	8
25	27
32	34
36	38
14	16
20	22

Day 13

Date- _____ Day-13
Name- _____ Class- _____
Roll No- _____


Write the numbers from 1-50.

10	20	30	40	50	60
----	----	----	----	----	----

Day 14

Date- _____ Day-14
Name- _____ Class- _____
Roll No- _____

Colour the rectangle.



Day 15

Date- _____ Day-15
Name- _____ Class- _____
Roll No- _____

Backward Counting. Write from 15 to 1.

15

14

13

12

11

10

9

8

7

6

5

4

3

2

1