



CLASS : UKG

DATE : 22.09.2021 to 8.10.2021

SUBJECT

ASSIGNMENT

**VEHICLES**




© dak

**AUTO RICKSHAW**

**TRAIN**

**CAR**

G.A



**SCOOTER**

**BUS**

**SHIP**

**Q. How are the vehicles useful to us?**

**A. The vehicles help us to travel from one place to another.**

**Q. Which vehicle has three wheels?**

**A. An auto rickshaw has three wheels.**

**Q. Which vehicle runs on rails?**

**A. A train runs on rails.**

**Q. Name the water vehicles.**

**A. Ships and boats are the water vehicles.**



**MOTORCYCLE**



**HELICOPTER**



**AEROPLANE**


**Q. Which vehicles fly in the sky?**

**A. Aeroplanes and helicopters fly in the sky.**

**Q. Which is the fastest vehicle?**

**A. The aeroplane is the fastest vehicle.**

**OUR FOOD**



**BREAD**



**CHAPATTIS**




**PURIS**

**Q. What dishes do we make from wheat?**

**A. We make \_\_\_\_\_ from wheat.**

**NON-VEGETARIAN FOOD**



**EGG**




**CHICKEN**



**FISH**


## MILK PRODUCTS



**CHEESE**



**CHOCOLATES**



**ICE CREAM**

**Q. What do we make from milk?**

**A. We make \_\_\_\_\_ from milk.**

## SWEET DISHES



**RASGULLAS**



**LADDOOS**



**CAKE**

**Q. What dishes are called sweet dishes?**

**A. \_\_\_\_\_ are called sweet dishes.**


## RICE DISHES



**KHICHADI**



**DOSA**



**BOILED RICE**

**Q. What dishes do we make from rice?**

**A. We make \_\_\_\_\_ from rice.**

**Instructions to be followed:**

- \* **Remember to leave space while writing the words.**
- \* **Write your name class, date, roll number properly.**
- \* **Write C.W. or H.W. below the date.**
- \* **The child has to write the alphabet in the correct pattern as taught in the class.**

**ENGLIS  
H**

**NOTE - PARENTS PLEASE MAKE THE CHILD SIT RIGHT IN FRONT OF YOU SO THAT EACH INSTRUCTION GIVEN CAN BE FOLLOWED TO AVOID UNTIDY AND SHABBY WORK.**

**THE CHILD IS EXPECTED TO WRITE BY HIMSELF/HERSELF.**

**PARENTS CAN SUPERVISE THE WORK AND GIVE NECESSARY INSTRUCTIONS.**

Day - 1

Page No.:

Date:

youvλ

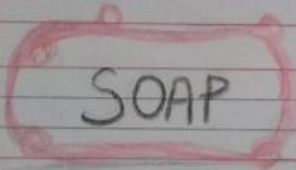
Name: \_\_\_\_\_ Roll no.: \_\_\_\_\_

Class: \_\_\_\_\_ Date: \_\_\_\_\_

Fill in the blanks with correct sound:



r \_ \_ n



s \_ \_ p




t \_ \_ \_



t r \_ \_ \_



c \_ \_ n



r i \_ \_ e



b \_ \_ k




m \_ \_ n



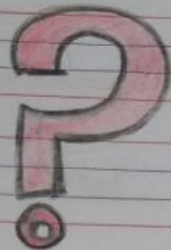
\_ \_ e s s



\_ \_ o r t s



— — — ree



— — — estion



cl — — d



c — — n



bl — —

Day - 2

Page No.:

Date:

youva

Name: \_\_\_\_\_ Roll no.: \_\_\_\_\_

Class: \_\_\_\_\_ Date: \_\_\_\_\_

Fill in the blanks with I, me or my.

1. \_\_\_\_\_ am Rita.

2. Look at \_\_\_\_\_ umbrella.

3. \_\_\_\_\_ father gave \_\_\_\_\_ the umbrella.

1. This is \_\_\_\_\_ father.

2. \_\_\_\_\_ father loves \_\_\_\_\_.

3. \_\_\_\_\_ love \_\_\_\_\_ father.



# **Day 3**

**Pg. no. 30**

**I / me / my**

**Write down in  
your notebook,  
(My Grammar  
Book).**

Day-4

Page No.:

Date:

youva

Name: \_\_\_\_\_

Roll no. \_\_\_\_\_

Class: \_\_\_\_\_

Date: \_\_\_\_\_

Fill in the blanks with I or my:

\_\_\_\_\_ name is Mina.

\_\_\_\_\_ am a girl.

\_\_\_\_\_ am five years old.

\_\_\_\_\_ father is a doctor.

\_\_\_\_\_ mother is a teacher.

\_\_\_\_\_ love \_\_\_\_\_ family.

\_\_\_\_\_ love to eat ice-cream.

\_\_\_\_\_ favourite colour is black.

# **Day 5**

**Pg. no. 14**

**Write down in  
your notebook,(I  
can read).**

Day-6

Page No.:

Date:

youva

Name: \_\_\_\_\_ Roll no.: \_\_\_\_\_

Class: \_\_\_\_\_ Date: \_\_\_\_\_

Fill in the blanks with I, me or my:

1. \_\_\_\_\_ am a boy.
2. This is \_\_\_\_\_ mother.
3. \_\_\_\_\_ can read.
4. My father loves \_\_\_\_\_
5. It is \_\_\_\_\_ book.
6. \_\_\_\_\_ sister is playing.
7. Colour of \_\_\_\_\_ hair is black.
8. Give \_\_\_\_\_ your pencil.

Day - 7

Page No.:

Date:

youva

Name: \_\_\_\_\_

Date: \_\_\_\_\_

Class: \_\_\_\_\_

Roll no: \_\_\_\_\_

Circle the words with /ail sound:

1. I am going to get that  
mail.

2. He is wearing a golden chain.

3. His snail is old.

4. Let us walk to the train.

5. Do you know how to sail?

Day - 9

Name: \_\_\_\_\_

Date: \_\_\_\_\_

Class: \_\_\_\_\_

Roll No. \_\_\_\_\_

Circle the words with /ng/ sound

1. The king has a golden ring.
2. Jing can sing a song.
3. Ping and Pong are brothers.
4. Something is wrong.
5. He flaps his wings as he sings.

**Day 10**

**Pg. no. 15**

**Write down in  
your notebook, (I  
can read).**

Day-11

Page No.:

Date:

youva

Name: \_\_\_\_\_

Date: \_\_\_\_\_

Class: \_\_\_\_\_

Roll No.: \_\_\_\_\_

Circle the words with /ch/ sound:

1. The king is rich.
2. The chick is in its egg.
3. Can I check your bag?
4. The chips are yum.
5. The teacher needs more chalk.



Day - 12

Page No.:

Date:

youva

Name: \_\_\_\_\_ Date: \_\_\_\_\_

Class: \_\_\_\_\_

Roll no.: \_\_\_\_\_

Circle the words with /sh/ sound:-

1. She should shut the door.
2. The shark swims by the shore.
3. We shall count the cash.
4. He put the dish on the shelf.
5. We shopped for a new shirt.

Day - 13

Page No.:

Date:

youva

Name: \_\_\_\_\_

Date: \_\_\_\_\_

Class: \_\_\_\_\_

Roll No.: \_\_\_\_\_

Circle the words with loud sound:

1. The loud noise makes the clown frown.
2. I live in a house.
3. I see white clouds in the sky.
4. I can count from one to ten.

**Day 14 & 15**

**Pg. nos. - 10 , 16**

**Write down in  
your notebook,(I  
can read).**



# Day – 2

**Addition Pg no 93 to be done in  
MATHS BOOK**

# Day – 3

**Subtraction Pg no 94 to be done in  
MATHS BOOK**



Day → 5

Date →

Name →

Class →

Put the correct sign  $<$ ,  $>$  or  $=$

71	<input type="checkbox"/>	26	76	<input type="checkbox"/>	76
35	<input type="checkbox"/>	12	83	<input type="checkbox"/>	26
81	<input type="checkbox"/>	45	55	<input type="checkbox"/>	28
70	<input type="checkbox"/>	70	61	<input type="checkbox"/>	73
65	<input type="checkbox"/>	90	79	<input type="checkbox"/>	45
32	<input type="checkbox"/>	32	80	<input type="checkbox"/>	32
19	<input type="checkbox"/>	19	81	<input type="checkbox"/>	19




Day → 6

Date →

Name →

Class →

Count and Write :-





Day → 7

Date →

Name →

Class →


Fill in the missing numbers :-

36    40  

65      

71  73    

30     35 

26   29   

# Day – 8

**Above/Below Pg no 65 to be done in  
MATHS BOOK**

# Day – 9

**Above/Below Pg no 66 to be done in  
MATHS BOOK**

# Day – 10

**Front / Back Pg no 67 to be done in  
MATHS BOOK**

# Day – 11

**Front / Back Pg no 68 to be done in  
MATHS BOOK**

# Day – 12

**Front / Back Pg no 69 to be done in  
MATHS BOOK**

# Day – 13

**Beside/Behind Pg no 77 to be done in  
MATHS BOOK**

# Revision

Date \_\_\_\_\_  
Page \_\_\_\_\_

Day → 14

Date →

Name →

Class →


Solve the following by drawing hops on the number line :

1.



$$3 + 2 = \square$$

2.



$$6 + 3 = \square$$

# Revision


Day → 14

Date →

Name →

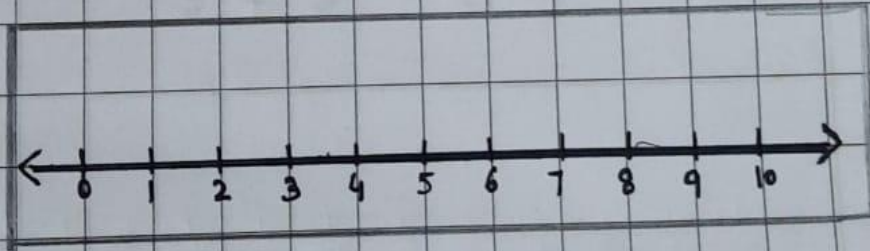
Class →

3.



$$4 + 4 = \square$$

4.



$$7 + 1 = \square$$

# Revision

Date \_\_\_\_\_  
Page \_\_\_\_\_

Day → 15


Date →

Name →

Class →


Subtract the following on the number line :

1.



$$5 - 3 = \square$$

2.



$$7 - 2 = \square$$

# Revision

Day → 15

Date →

Name →

Class →

3.



$$8 - 4 = \square$$

4.



$$6 - 3 = \square$$










Date-

Day- 4

Name -

class-

Roll No -



व

व

व

व

Date -

Day - 5

Name -

Class -

Roll No -

अ से आः तक लिखें :-

अ आ इ ई

उ ऊ ऋ ए ऐ

औ औं अं अः

Date -

Day - 6

Name -

class -

Roll No -

क' से 'व' तक लिखें :-

क ख ग घ ङ

च छ ज झ ञ

ट ठ ड ढ ण

त थ द ध न

प फ ब भ म

य र ल व

Date-

Day - 7

Name-

class-

Roll No-

बाद के अक्षर लिखेंः

य \_\_\_\_\_

र \_\_\_\_\_

ल \_\_\_\_\_

घ \_\_\_\_\_

च \_\_\_\_\_

ख \_\_\_\_\_

थ \_\_\_\_\_

व \_\_\_\_\_

भ \_\_\_\_\_

Date-

Day- 8

Name-

Class-

Roll No-

चित्रों की पहचान कर पहला अक्षर लिखें





Date -

Day - 9

Name -

class -

Roll No -

मिलान करें :-

य

५

५

अ

अ

५

Date -


Day - 10

Name -


Class -

Roll No -


मिलान करें :-



प



ग



ट

Date -

Day - 11

Name -

class -

Roll No -

खाली स्थान क्रम से भरिए :-

क

ख

ग

घ

ङ

च

Date -


Day - 12

Name -

class -

Roll No -


चित्रों की पहचान कर पहला अक्षर लिखें।



\_\_\_\_\_



\_\_\_\_\_



\_\_\_\_\_

Date -

Day - 13

Name -

class -

Roll No -

य

र

अ

व

Date-

Day - 14

Name-

Class-

Roll No -

खाली स्थान भरें :

य \_\_\_\_\_ ल

र \_\_\_\_\_ व

भ \_\_\_\_\_ य

ज \_\_\_\_\_ ञ

ट \_\_\_\_\_ ड

द \_\_\_\_\_ न

प \_\_\_\_\_ ब

ब \_\_\_\_\_ म

ग \_\_\_\_\_ ङ

Date-

Day - 15

Name -

Class -

Roll No -

सही क्रम में मिलान करें:-

अ, आ	ल, व
क, ख	झ, ञ
त, थ	ग, घ
य, र	द, ध

## **HINDI BOOK WORK DETAILS**

**DAY 1-** Textbook( Fun with Hindi) pg no: 71 - अक्षर य

**DAY 2-** Textbook( Fun with Hindi) pg no: 72\_अक्षर र

**DAY 3-** Textbook( Fun with Hindi) pg no: 73\_ अक्षर ल

**DAY 4-** Textbook( Fun with Hindi) pg no: 74 अक्षर व

**Dr. Rachana Nair**  
**Director Academics**