



CLASS : II
DATE : 21.09.2021 to 5.10.2021


SUBJECT	ASSIGNMENT				
MATHS	<p style="text-align: center;">➤ Chapter 6 – MULTIPLICATION</p> <p><u>Work to be done in the text book</u> Page numbers - from 91 to 106, from 108 to 116</p> <p><u>Work to be done in the notebook</u> Page number 109 and 113</p> <p><u>Extra questions to be done in the notebook</u></p> <p>1. Multiply:</p> <table style="width: 100%; border: none;"> <tr> <td style="text-align: center; width: 50%;"> a. $\begin{array}{r} T \quad O \\ 3 \quad 2 \\ \times 3 \\ \hline \square \end{array}$ </td> <td style="text-align: center; width: 50%;"> b. $\begin{array}{r} T \quad O \\ 1 \quad 3 \\ \times 2 \\ \hline \square \end{array}$ </td> </tr> </table> <p>2. Multiply:</p> <p>a. $7 \times 8 = \underline{\hspace{2cm}}$ b. $2 \times 10 = \underline{\hspace{2cm}}$</p> <p>3. Write the missing numbers</p> <p>a. $\underline{\hspace{1cm}} \times 8 = 8$ b. $34 \times \underline{\hspace{1cm}} = 0$ c. $45 \times \underline{\hspace{1cm}} = 45$ d. $726 \times 0 = \underline{\hspace{2cm}}$</p> <p>4. Multiply</p> <table style="width: 100%; border: none;"> <tr> <td style="text-align: center; width: 50%;"> a. $\begin{array}{r} H T O \\ 2 \quad 1 \quad 3 \\ \times 2 \\ \hline \square \end{array}$ </td> <td style="text-align: center; width: 50%;"> b. $\begin{array}{r} H T O \\ 1 \quad 1 \quad 2 \\ \times 4 \\ \hline \square \end{array}$ </td> </tr> </table> <p>5. An insect has 6 legs. How many legs will 2 insects have? 6. How many legs do 3 tables have?</p> <p style="text-align: center;">➤ Activities to be done in the notebook</p> <ul style="list-style-type: none"> • Draw the flower Tables from 2 to 10. For Example <div style="text-align: center;"> </div> <ul style="list-style-type: none"> • Multiplication grid activity using pencil colours. 	a. $\begin{array}{r} T \quad O \\ 3 \quad 2 \\ \times 3 \\ \hline \square \end{array}$	b. $\begin{array}{r} T \quad O \\ 1 \quad 3 \\ \times 2 \\ \hline \square \end{array}$	a. $\begin{array}{r} H T O \\ 2 \quad 1 \quad 3 \\ \times 2 \\ \hline \square \end{array}$	b. $\begin{array}{r} H T O \\ 1 \quad 1 \quad 2 \\ \times 4 \\ \hline \square \end{array}$
a. $\begin{array}{r} T \quad O \\ 3 \quad 2 \\ \times 3 \\ \hline \square \end{array}$	b. $\begin{array}{r} T \quad O \\ 1 \quad 3 \\ \times 2 \\ \hline \square \end{array}$				
a. $\begin{array}{r} H T O \\ 2 \quad 1 \quad 3 \\ \times 2 \\ \hline \square \end{array}$	b. $\begin{array}{r} H T O \\ 1 \quad 1 \quad 2 \\ \times 4 \\ \hline \square \end{array}$				


Objective: To develop the understanding towards multiplication.


Material required: Drawing sheet, pencil and colours.

Procedure: Every student will work individually.

Colour the grids to show the multiplication and write the multiplication facts. First one has been done for you.

3×4

 $3 \times 4 = 12$

5×4

 $5 \times 4 =$

4×2

 $4 \times 2 =$

Chapter- Light and Shadow

Word Bank

Patch	Shadow	Object	Opposite	Length	Switched	Street lights
Bonfire	Flashlight	Candle	Powerful	Scooter	Matchstick	Clearly

A. Fill in the blanks with the correct word.

1. A shadow is a dark patch.
2. Shadow is the shortest at noon.
3. Things that give us light are called sources of light.
4. The sun is the most powerful source of light.
5. We cannot see anything in a dark room.

SCIENCE

B. Write T for True and F for False statement:

1. Shadow is longest in the morning. - T
2. Shadow is formed when light passes through an object. - F
3. A shadow can be formed on the wall.- T
4. A shadow is formed on the same side of the light source. F
5. We do not need light to see objects. F

C. Choose the correct option :

1. Which of these is not a source of light?
 - a. Sun
 - b. Tubelight
 - c. Chair**
 - d. Fire

2. Which of these is not true of a shadow?
- a. Shadow is a dark patch.
 - b. Shadow is formed on the opposite side of light.
 - c. Length of shadow during all times of the day is equal.**
 - d. Shadow is formed when light cannot pass through an object.

3. Where is the shadow of an object formed?
- a. On the same side of the source.
 - b. On the opposite side of the source**
 - c. Under the object
 - d. Above the object.

4. What is the colour of the shadow ?
- a. White
 - b. Black**
 - c. Yellow
 - d. Same as the colour of the object.

5. Where can a shadow not form?
- a. On the wall
 - b. On the ground
 - c. On another object
 - d. In the sky**

D. Give two examples for the following :

1. Natural Sources of light.

Ans-Sun , Stars

2. Artificial Sources of light.

Ans-Bulb, Candle

E. Answer the following:

1. How do we see objects?

Ans. We see objects with the help of light.

2. What is a shadow?

Ans: A dark patch seen on the ground, a wall, or any other object when something does not let light pass through it, is called a shadow.

3. How is the shadow formed?

Ans: A shadow is formed when an object does not let light pass through it.

4. Are shadows formed at different times of the day of the same length? Explain.

Ans: No, the shadows have different lengths at different times of the day. Shadows in the morning and evening are the longest, while shadows at noon are the shortest.

5. During the day, we can see things because of the light of the sun.

How can we see objects during the night?

Ans: We can see objects during the night with the help of artificial light like bulb, candles, street lights etc.

Activity:

Stick or draw two pictures of the following on the blank page of the notebook:

1. Sources of Natural Light
2. Sources of Artificial Light

NOTE: All the exercises to be done in the science notebook 2.

पाठ 9 :- मीठे बोल
विषय :- हिन्दी साहित्य

आवश्यक निर्देश

1. सभी कार्य हिन्दी नोट बुक में साफ एवं सुन्दर लिखावट में लिखें।
2. प्रत्येक पृष्ठ में मारजिन खींचें एवं पाठ के आरम्भ में पाठ का नाम रेखांकित कर दिनांक सहित लिखें।
3. पाठ के अंत में प्रस्तावित क्रियाकलाप करें।

मीठे बोल

1. मीठे बोल कविता का दो बार सस्वर वाचन करें और उत्तर पुस्तिका में लिखें।
2. कठिन शब्दों को उत्तर पुस्तिका में लिखें।
खस्ता, खाजा, ताजा, गट्टे, छुआरा, शक्कर, कुल्फी, न्यारी, सुहारी, रसगुल्ले।

3. शब्दार्थ (उत्तर पुस्तिका में लिखें)

- खाजा = खाने की चीज
दाख = मुन्नका, अंगूर
निराले = अनोखे
न्यारी = सबसे अलग

4. कविता की पंक्तियां पूरी करो। (पेज संख्या 97 पुस्तक में करें)

5. निम्न प्रश्नों के उत्तर लिखें।

- क) खाजा कैसा था?
उत्तर - खाजा खस्ता था।
ख) गोल मिठाई का नाम बताएं?
उत्तर - पुआ, रसगुल्ला, कुल्फी आदि।
ग) किसकी बोल मीठी है?
उत्तर - कोयल की बोली मीठी है।
घ) कुछ अनमोल शब्द लिखें।
उत्तर - मीठा बोल, धन्यवाद, नमस्ते।

6. बताओ और लिखों -

1. कविता में क्या - क्या चीजें मीठी बताई गई हैं ? (पुस्तक में करें)

- क) खाजा ख) हलुआ
ग) गट्टे घ) आम
ड़) जामुन च) गन्ना

7. तुक मिलाने शब्द लिखें - (उत्तर पुस्तिका में लिखें)

- क) खाजा - ताजा ख) मीठी - पीठी
ख) काले - नाले घ) छुआरा - कुआरा
ड़) बोल - मोल च) गन्ना - पन्ना

8. भाषा की बात

1. विशेषता बताने वाले शब्द (पुस्तक में करें)
 - i) काले जामुन
 - ii) मीठे बोल
 - iii) ठंडी कुल्फी
 - iv) मीठा गन्ना

HINDI

क्रियाकलाप
कोयल का चित्र बनाकर रंग भरें।

विषय :- हिन्दी साहित्य

पाठ 9 :- गिनती 51 - 75

आवश्यक निर्देश

1. सभी कार्य हिन्दी नोट बुक में साफ एवं सुन्दर लिखावट में लिखें।
2. प्रत्येक पृष्ठ में मारजिन खींचें एवं पाठ के आरम्भ में पाठ का नाम रेखांकित कर दिनांक सहित लिखें।
3. पाठ के अंत में प्रस्तावित क्रियाकलाप करें।

गिनती 51 - 75

अंग्रजी अंक	हिंदी अंक	हिंदी शब्द
51	५१	इक्यावन
52	५२	बावन
53	५३	तिरेपन
54	५४	चौवन
55	५५	पचपन
56	५६	छप्पन
57	५७	संतावन
58	५८	अंठवान
59	५९	उनसठ
60	६०	साठ
61	६१	इकसठ
62	६२	बासठ
63	६३	तिरसठ
64	६४	चौसठ
65	६५	पैसठ
66	६६	छियासठ
67	६७	सइसठ
68	६८	अइसठ
69	६९	उन्नहतर
70	७०	सत्तर
71	७१	इकहतर
72	७२	बहतर
73	७३	तिहतर
74	७४	चौहतर
75	७५	पचछतर

i) खाली स्थान को भरें -

क) ५१ _____ ५३ ५४ ५५ _____ ५८ _____ ६०

ii) बाद वाले अंक लिखें -

क) ५६ _____ ख) ६२ _____

ग) ६८ _____ ६९ (घ _____

ड.) ७३ _____

iii) दिए गए अंको को हिंदी अक्षरों में लिखें -

६७ _____ ७४ _____

५६ _____ ६९ _____

७३ _____ ६५ _____

ENGLISH LANGUAGE

Comprehension -

I. Read the passage and answer the following questions:

Wendy Blake is nine years old. She studies in primary school. She lives with her parents and two elder brothers.

In her free time she has lots of things to do. She has piano lessons twice a week and on Tuesday and Friday she goes for swimming.

At the weekend she usually goes with her family to her grandparents house. They live in a farmhouse . There are many animals in the farm. It also has a nice barn for sheltering the horses during night.

Wendy loves helping her grandmother. She helps her to feed ducks, rabbits, goats and the little pigs. She also picks apples and flowers, collects the eggs and cleans the barn with her grandmother. But her favourite thing about the farm is riding Jolly, a friendly horse.

1. Answer the following questions :

How old is Wendy?

What does she do in her free time?

Where do her grandparents live?

What are some of the tasks that Wendy likes to do at the farm?

2. Write the opposite of the following words:

young x _____

comes x _____

day x _____

much x _____

3. Make Sentences :

farm -

school -

horse-

piano -

animals -

Ch- 6- Am, Is , Are (Page 36)

Ch-8- Has and have (Page 52)

ENGLISH

1. Fill in the blanks using is, am and are.

- a) The tree _____ full of mangoes.
- b) There _____ many flowers in the garden.
- c) Look, there _____ a rainbow in the sky.
- d) The birds _____ flying in the sky.
- e) Soni and Moni _____ my best friends.
- f) I _____ writing a letter to my father.
- g) Mount Everest _____ the highest mountain peak in the world.
- h) I _____ fond of reading short stories.

2. Fill in the blanks with has and have.

- a) Rohan and Rajesh _____ two personal computers.
- b) Manisha _____ many photographs of her birthday.
- c) Our classroom _____ two doors and four windows.
- d) My mother _____ kept a lot of apples in her basket.
- e) Puneet and Sonali _____ new English books.
- f) Reeva and Meesha _____ a beautiful garden in their house.

3. Write these words in the correct order. Put a full stop at the end of each sentence.

- a. has / Jiya / a / bag / pink
- b. Simba/ Jojo / and / are/ pet / my / dogs
- c. are/ they / neighbours / my
- d. five / am/ feet/ I / tall
- e. have/ we / cousins/ many

4. Change these sentences to negative sentences.

- a. Tina has a beautiful handwriting.
- b. They have new notebooks.
- c. I have a new bicycle.
- d. Mr and Mrs Sharma have a large family.
- e. Tanya has forty pairs of shoes.
- f. This building has a tall gate.

Chapter- 6 Am, Is and Are : Ex - A, B,C,D E and F (To be done in the Grammar land Book)

Activity : Pictorial representation of Am ,Is and Are.

Chapter -8 Has and Have : Ex -A, B,C,D E and F (To be done in the Grammar land Book)

Creative Writing : My Hobby

Note : All the above exercises to be done in the English Language notebook.

ENGLISH LITERATURE

TOPIC – GROWING UP (POEM)

Activity : Draw the life cycle of a frog. Write the poem in your notebook.

I. Word Bank

Tommy

tail

tadpole

little

weep

wept

wail

log

Mr Thomas Frog

C.J. Dennis

II. Word meanings

weep – to cry
wail – a loud cry in sorrow
tadpole – a stage in the life cycle of a frog
log – a thick piece of tree trunk or branch

III. Antonyms

little x much
weep x laugh
began x finished
lost x found
up x down

III. Answer the following questions:

How did Tommy Tadpole feel?

Ans - Tommy Tadpole felt sad.

b. Why did he feel sad?

Ans - He felt sad because he lost his tail.

c. Where was Tommy sitting?

Ans - Tommy was sitting upon a log.

d. Why did his mother not know him?

Ans - His mother did not know him as he had grown up.

IV. Rhyming words

wail – mail, tail
lost - cost, frost
log – dog, fog
began – than, plan
wept – kept, slept

DINOSAUR

Work to be done : **Complete page 26**
as per instruction given in your drawing book.

DRAWING

