

SUBJECT

ASSIGNMENT

G.A

**Instructions:**

- Parents please help your child to revise the following topics orally. Kindly ensure the child answers in complete sentences.

**Where to keep this?**



Q1. Where do you keep your clothes (cupboard/refrigerator)?

Ans I keep my clothes in the cupboard.

Q2. Where do you keep vegetables and fruits (cupboard/refrigerator)?

Ans. I keep vegetables and fruits in the refrigerator.

Q3. Where do you keep milk (cupboard/refrigerator)?

Ans. I keep milk in the refrigerator.

Q4. Where do you keep towel (cupboard/refrigerator)?

Ans. I keep towel in the cupboard.

## My Toys



Q1. How many toys do you have?

Ans. I have \_\_\_\_\_ toys.

Q2. Name any five toys you have.

Ans. I have \_\_\_\_\_, \_\_\_\_\_, \_\_\_\_\_, \_\_\_\_\_,  
\_\_\_\_\_.

Q3. Name your favourite toy.

Ans. My favourite toy is \_\_\_\_\_.

Q4. Where do you keep your toys?

Ans. I keep my toys in the toy box/ cupboard.

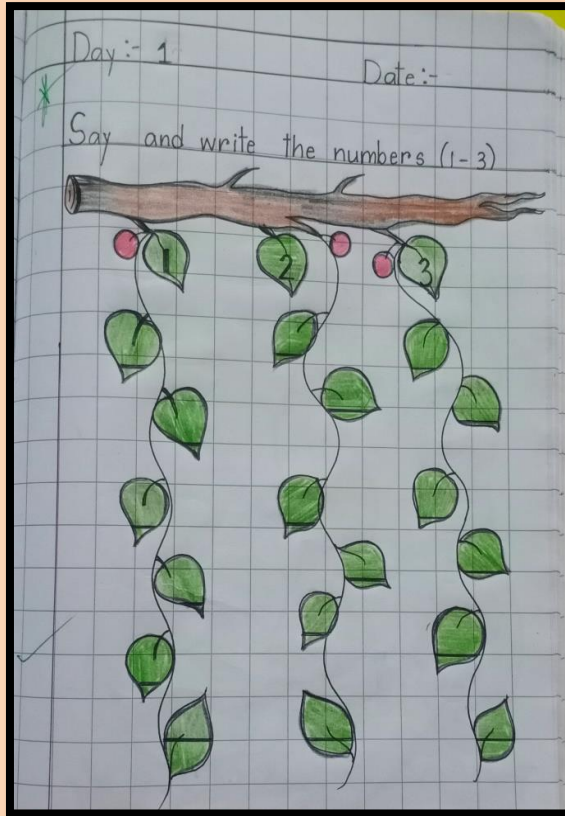
**MATHS**

### **Instructions to be followed:**


- Work to be done in the Maths workbook and Maths notebook.
- Write the date on every page.
- Kindly ensure that your child follows the correct formation of the digits.

**Note:** Parents, please make the child write in-front of you so that each instruction given can be followed to avoid untidy and shabby work. The child is expected to write on his/ her own. Parents can supervise the work and give the necessary instructions.


## DAY 1



## DAY 2



## DAY 3



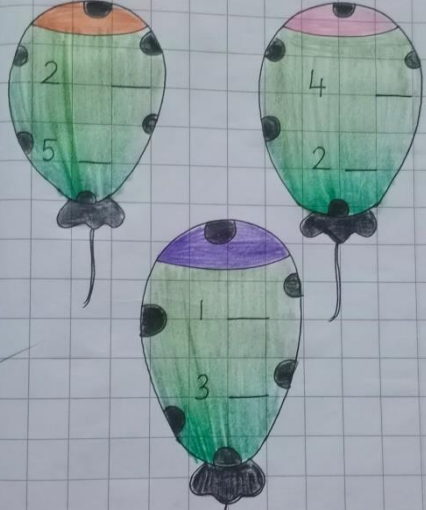
## DAY 4

\*Join the dots and colour the jug.  
Workbook pg no:  
45

## DAY 5

Day:- 5 Date:-

What comes after the following numbers :-




The image shows three balloons. The top-left balloon is green with a red top and has the number '2' and a blank line below it. The top-right balloon is green with a pink top and has the number '4' and a blank line below it. The bottom balloon is green with a purple top and has the number '3' and a blank line below it.

## DAY 6

Day:- 6 Date:-

Count and write the number in the box :-




The image shows three boxes. The first box contains five colorful kites. The second box contains six lit candles. The third box contains one crayon. To the right of each box is a horizontal line for writing the count.

## DAY 7

Day:- 7 Date:-

Tick (✓) the full basket and cross (x) the empty basket :-



The image shows two baskets. The top basket is full of five red apples and has a checkmark (✓) next to it. The bottom basket is empty and has a cross (x) next to it.

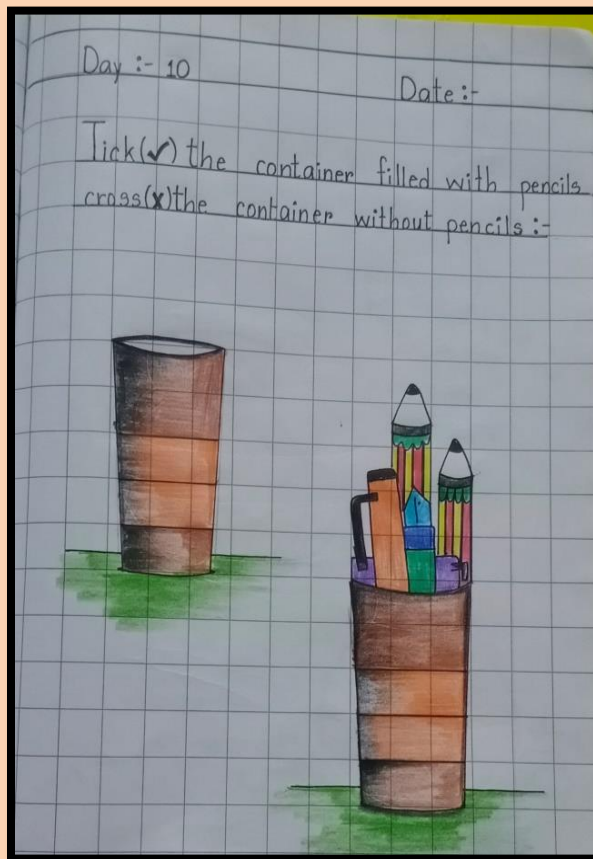
## DAY 8

\*Strike and count.  
\*Say and write  
number 6.  
Workbook pg no:  
46,47

## DAY 9

\*Say and write  
number 6.  
Workbook pg no:  
48

## DAY 10



## DAY 11

\*Tick the objects with  
numbers 6.  
Workbook pg no:  
49



# DAY 12

Day:- 12 Date

What comes after the following numbers

1

2

3

4

5

# DAY 13

Day:- 13 Date:-

Count and circle the correct number :-

4 5 6 2 3

# DAY 14

Day:- 14 Date:-

Count and circle the correct number :-

2 6 5 1

# DAY 15

Day:- 15 Date:-

Colour the butterfly according to the colour code :-

Code:-


1 2 3 4

*Alina*  
28/8/2021

**Instructions to be followed:**

- Work to be done in the English textbook and English notebook.
- Write the date on every page.
- Kindly ensure that your child follows the correct formation of the letters.
- Your child has to know the sounds of letters. Revise the sounds every day from Jolly Phonics app.
- **Note:** Parents, please make the child write in-front of you so that each instruction given can be followed to avoid untidy and shabby work. The child is expected to write on his/ her own. Parents can supervise the work and give the necessary instructions.

**DAY 1**



**DAY 2**

**Textbook pg no: 102**  
**(Write the first sounds of**  
**the pictures .)**

ENGLISH

**DAY 3**

**Textbook pg no:103, 104**  
**(Circle the pictures that begin**  
**with the given sound.**  
**Match the same sounds.)**

**DAY 4**

**Textbook pg no: 105**  
**(Revision)**

## DAY 5

**Textbook pg no: 106  
(Revision)**

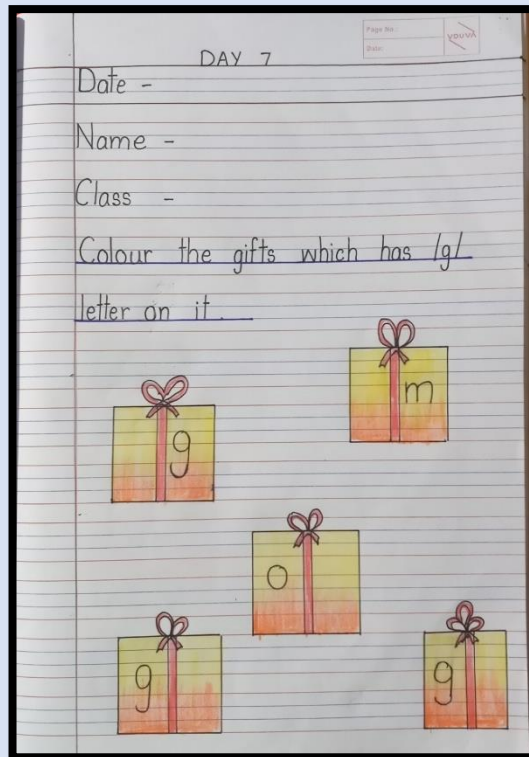
## DAY 6

**Textbook pg no: 107, 108**

**(Match the sounds to the pictures.)**

**Circle the sounds that the pictures begin with.)**

## DAY 7



## DAY 8

**English textbook 2  
Textbook pg no: 3  
(sound /g/)**

## DAY 9

**Textbook pg no: 4  
(sound /g/)**

## DAY 10

**Textbook pg no: 5  
(sound /g/)**







# DAY 11

Date - DAY 11

Name -

Class -

Write the first sound of the pictures

	<input type="checkbox"/>
	<input type="checkbox"/>
	<input type="checkbox"/>
	<input type="checkbox"/>






# DAY 12

Date - DAY 12

Name -

Class -

Circle the pictures that have a /d/ sound






# DAY 13

Date - DAY 13

Name -

Class -

Circle the pictures that have a /g/ sound





# DAY 14

Date - DAY 14

Name -

Class -

Tick (✓) the correct sound with which the picture begins

 m g	 m d
 m d	 g c

# DAY 15

Page No.:  youva  
Date:

DAY 15

Date - \_\_\_\_\_

Name - \_\_\_\_\_

Class - \_\_\_\_\_

Match the capital letters with  
the small letters.

D	p
M	g
P	r
G	e
H	d
R	m
E	h

*Handwritten signature*

**Dr. Rachana Nair**  
**Director Academics**