

SUBJECT

ASSIGNMENT

INSTRUCTIONS :

- The children should be aware about :
 - I. Vehicles
 - II. Young Ones
- Kindly ensure that your child is able to answer in a full sentence.
- **Activity**
 1. Children will stick pictures of different Means of Transport in their scrapbook.
 2. Children will make an outline picture of a duck and a duckling and stick origami paper on them.

Materials required : origami paper, fevicol ,(scrapbook)

VEHICLES

G.A



Q.1. Which vehicle has three wheels ?

Ans. An autorickshaw has three wheels.



Q. 2. Which vehicle runs on rails?

Ans. A train runs on rails.



Q.3. Which is the fastest vehicle?

Ans. The aeroplane is the fastest vehicle.



Q. 4. Which vehicles fly in the sky?

Ans. Aeroplanes and helicopters fly in the sky.




Q.5. Which vehicles run on water?


Ans. Boats and ships run on water.



YOUNG ONES



ANIMALS AND THEIR BABIES



Q. 1. What is the young one of a cow called?

Ans. The young one of a cow is called a calf.



Q. 2. What is the young one of a cat called?

Ans. The young one of a cat is called a kitten.



Q. 3. What is the young one of a duck called?

Ans. The young one of a duck is called a duckling.



Q. 4. What is the young one of a lion called?

Ans. The young one of a lion is called a cub.



Q. 5 . What is the young one of a horse called?

Ans. The young one of a horse is called a foal.



Q. 6. What is the young one of a sheep called?

Ans. The young one of a sheep is called a lamb.



Q. 7. What is the young one of a hen called?

Ans. The young one of a hen is called a chicken.



Q. 8. What is the young one of a dog called?

Ans. The young one of a dog is called a puppy.



Instructions to be followed:

- Work to be done in the Maths notebook.
- Write the date on every page.
- Kindly ensure that your child follows the correct formation of the digits .
- Note: Parents, please make the child write in-front of you, so that each instruction .given can be followed to avoid untidy and shabby work . The child is expected to write on his /her own . Parents can supervise the work and give the necessary instruction .

MATHS

DAY 1

Date-

Name-

Roll No-

Day 1

Class

Write the numbers from 1 to 3 0

10

20

30

40

DAY 2

Date- _____

Day- 2

Name- _____

Class-

Roll No- _____

Write number names for the given numbers.

1 - One

2 - Two

3 - Three

4 - Four

5 - Five

DAY 3

Date-

Name-

Roll No-

Day- 3

Class-

Write number names for the given numbers.

6 - Six

7 - Seven

8 - Eight

9 - Nine

10 - Ten

DAY 4

Date-

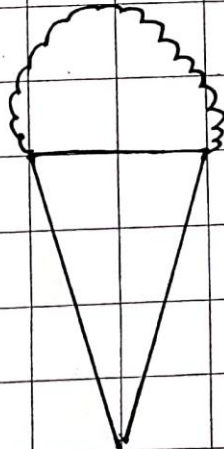
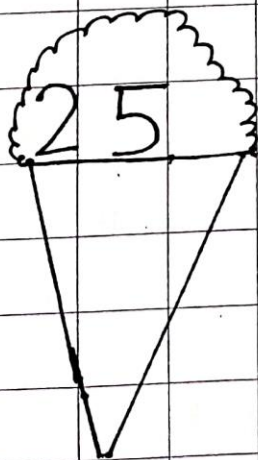
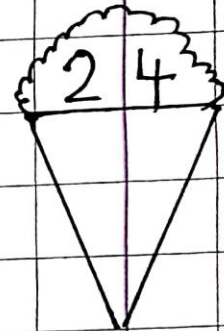
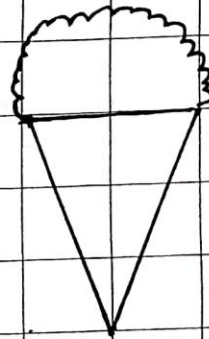
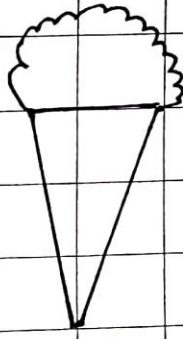

Name-

Roll No-

Day:-4

Class-

Fill in the missing numbers:



DAY 5

Date-

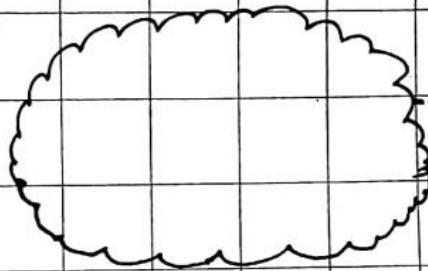
Day- 5

Name-

Class-

Roll No-

Fill in the missing numbers.



(1)

()

(3)

()

(5)

(6)

()

(8)

()

(10)

(11)

()

(13)

()

(15)

(16)

()

(18)

()

(20)

DAY 6

Date-


Name-

Roll No-


Day- 6

Class-


Write the number that comes before the given number.




10



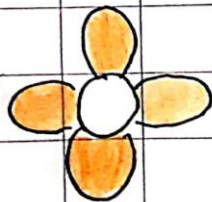
18




15



16



25



23

DAY 7

Date -


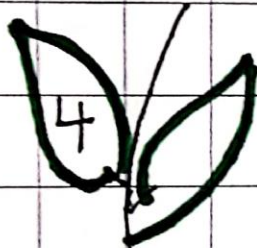
Name -

Roll No -

Day - 7

Class -

Write the number that comes after the given number.



DAY 8

Date-

Day- 8

Name-

Class-

Roll No-

Write the number that comes
between the given number.

10 _____ 12

13 _____ 15

11 _____ 13

17 _____ 19

21 _____ 23

28 _____ 30

DAY 9

Date-

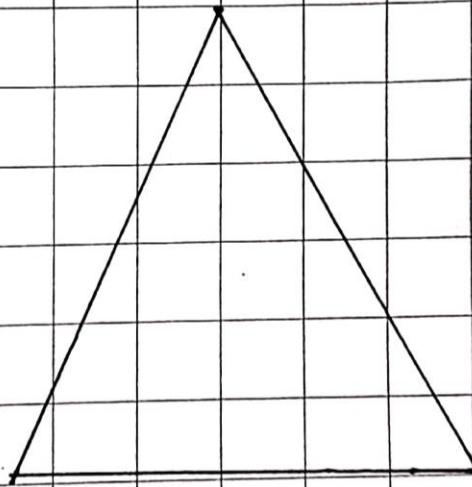
Day- 9

Name-

Class-

Roll No-

Colour the shape Triangle.



DAY 10

Date -


Name -

Roll No -

Day - 10

Class -

Colour the shape square.



DAY 11

Date -

Name -

Roll No -

Day - | |

Class -

Backward counting. Write from
10 to 1.

10

1

DAY 12

Date-
Name-
Roll No-

Day-12
Class-

Write the numbers from 31
to 40.

T O

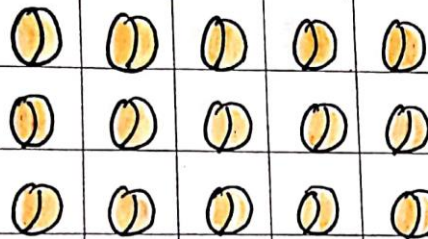
T O

Day 13


Date -
Name -
Roll No -

Day - 13
Class -

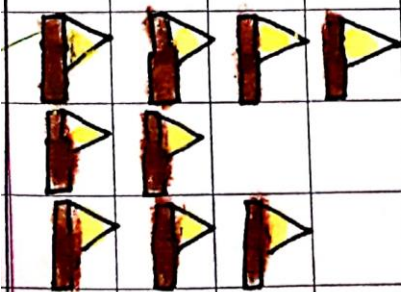
Count the objects and write the correct number.



-



-



-

Day 14

Date-

1-30


Day-14

Name-

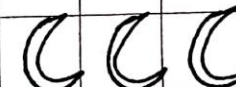
Class-

Roll No-

Count and circle the correct number.



8 11 10



15 12 17



Day 15

Date-

Name-

Roll No-

Day-15

Class-

Match the numbers with the correct number name.

1

Two

2

Five

3

Four

4

One

5

Three

NOTE :

ASSIGNMENT TO BE DONE IN ENGLISH TEXTBOOK AND NOTE BOOK

ENGLISH
H

Instructions to be followed:

DAY 2

Page No.:

Date:



Date - _____ Day - 2

Name - _____ Class - _____

Roll No. - _____

Say the sound and write the letter.

x

x

x

x

x

DAY 3

Date : _____ Day : 3

Name : _____ Class : _____

Roll No. : _____

Say the sound and write the letter.

q

q

q

q

q

q
q
q
q
q

DAY 4

Date - _____

Day - 4

Name - _____


Class - _____

Roll No. _____

Write the first sound that the picture begins with.



DAY 5

Page No.:	
Date:	

Date - _____ Day - 5

Name - _____ Class - _____

Roll No - _____

Circle the pictures that have a /q/ sound in them.



DAY 6

Date - _____ Day - 6

Name - _____ Class - _____

Roll No - _____

Circle the pictures that have a /x/ sound in them.



DAY 8

Date . _____

Day . . . 8

Name . _____

Class . _____

Roll No . _____

Word Bank.

ox

tax

mix

box

fix

DAY 10

Page No.:

Date:

YOUVA

Date - _____

Day - 10

Name - _____

Class - _____

Roll No - _____

Word Bank

yet.

yes

yelp

yell.

DAY 11

Page No.	
Date	



Date - _____ Day - II

Name - _____ Class - _____

Roll No - _____

Circle /Q/ and /q/ in the given sentence.

Queenie is a quiet girl who hates asking questions.

Circle /X/ and /x/ in the given sentence.

There were six foxes and an ox by the river.

DAY 12

Date - _____

Day - 12

Name - _____

Class - _____


Roll No - _____

Match the letters with the pictures

x

q

y



DAY 13

Date - _____

Day - 13

Name - _____

Class - _____

Roll No - _____

Circle the correct sound the picture begins with.



y z w t



s q r j

DAY 14

Page No.:	youva
Date:	

Date - _____ Day - 14

Name - _____ Class - _____

Roll No. _____

Match the capital letter with
its small letter.

Y

x

Q

y

X

q

13/11
10/11/11

