

**KERALA PUBLIC SCHOOLS**  
**ACADEMIC YEAR 2020-21**  
**HOME ASSIGNMENT**



**CLASS : III**

**DATE : 14.06.2021 to 29.06.2021**

SUBJECT	ASSIGNMENT
<b>MATHS</b>	<p style="text-align: center;">➤ <b>Chapter 4- Subtraction</b></p> <p><b><u>Work to be done in the textbook:-</u></b> Page numbers. 49, 50 and Exercises- 4.1, 4.2, 4.3 Test Zone- Q. no- 1, 2, 6, 7 and 8</p> <p><b><u>Work to be done in the notebook:-</u></b> Exercise 4.5 Q. no- 1 to 12 Page number 60 and 61, Test Zone- Q. no- 3, 4 and 5 Mental Maths - Q. no- 1-5</p> <p><b><u>Extra questions to be done in the notebook</u></b></p> <p>1. Find the missing number:- 837- _____ = 591     8 3 7 greater number     - 5 9 1 difference     _____ smaller number</p> <p>2. Find the difference:- a. <math display="block">\begin{array}{r} T &amp; O \\ 8 &amp; 0 \\ - 3 &amp; 6 \\ \hline \end{array}</math> b. <math display="block">\begin{array}{r} T &amp; O \\ 7 &amp; 4 \\ - 4 &amp; 3 \\ \hline \end{array}</math></p> <p>3. Find the difference:- a. <math display="block">\begin{array}{r} H &amp; T &amp; O \\ 6 &amp; 6 &amp; 3 \\ - 2 &amp; 7 &amp; 8 \\ \hline \end{array}</math> b. <math display="block">\begin{array}{r} H &amp; T &amp; O \\ 8 &amp; 7 &amp; 9 \\ - 5 &amp; 5 &amp; 7 \\ \hline \end{array}</math></p> <p>4. Subtract the following: - (without regrouping) a. <math display="block">\begin{array}{r} Th &amp; H &amp; T &amp; O \\ 6 &amp; 2 &amp; 8 &amp; 4 \\ - 3 &amp; 1 &amp; 4 &amp; 3 \\ \hline \end{array}</math> b. <math display="block">\begin{array}{r} Th &amp; H &amp; T &amp; O \\ 5 &amp; 8 &amp; 9 &amp; 7 \\ - 3 &amp; 1 &amp; 6 &amp; 5 \\ \hline \end{array}</math></p> <p>5. Subtract the following :- (with regrouping) a. <math display="block">\begin{array}{r} Th &amp; H &amp; T &amp; O \\ 5 &amp; 8 &amp; 7 &amp; 4 \\ - 1 &amp; 9 &amp; 3 &amp; 8 \\ \hline \end{array}</math> b. <math display="block">\begin{array}{r} Th &amp; H &amp; T &amp; O \\ 5 &amp; 8 &amp; 5 &amp; 6 \\ - 3 &amp; 7 &amp; 6 &amp; 7 \\ \hline \end{array}</math></p> <p style="text-align: center;">➤ <b>Activity to be done in the notebook</b></p> <p style="text-align: center;"><b>Chapter 4-</b> Concept Map of the chapter to be drawn in the notebook. <b>Activity-</b>Frame your own story sum and solve it in your notebook.</p>

## Chapter – 4 Soil

Read the chapter thoroughly.

Learn the words mentioned below:

Earth	nutrients	humus	pebbles	fertile
beetles	grainy	bubbles	manure	earthworms

Let's understand ( pg 44)

**Objective type questions :**

### A. Fill in the blanks with the correct word.

1. **Soil** provides water and nutrients to the plants.
2. Soil is formed by the breakdown of **rocks**.
3. The colour of the soil **differs** from place to place.
4. The **water** in the soil turns into **vapour** when heated.
5. When water is poured over soil kept in a jar, **air** bubbles start forming.

### B. Choose the correct option.

1. Which of these do plants need to grow?  
a. Air and water      b. Light      c. Soil      **d. All of these**
2. Which of these helps rocks to break down?  
a. Sun's heat      b. Rain      c. Wind      **d. All of these**
3. Which of these does soil contain?  
a. Humus      b. Sand and clay      c. Pebbles      **d. All of these**
4. Which of these is not true about humus?  
**a. It is formed from dead remains of only animals.**  
b. It makes the soil fertile.  
c. It gives nutrients to the plants.  
d. It holds the water.
5. Which of these animals live in the soil?  
a. Earthworms and beetles      b. Ants and termites  
c. Owls and parrots      **d. Both a. and b.**
6. Which of these is a grainy part of the soil?  
a. Clay      **b. Sand**      c. Humus      d. Pebbles
7. How long does it take to form a small amount of soil?  
a. 1 year      b. 2 years      c. 3 years      **d. Thousands of years**
8. Which of these animals do not live in the soil?  
a. Beetles      b. Snails      **c. Fish**      d. Ants

### C. Match the following.

#### Column A

1. Roots
2. Soil
3. Humus
4. Clay
5. Manure

#### Column B

- a. Fixes plants to the soil
- b. Fertile soil
- c. Very fine pieces of rock
- d. Dead remains of plants and animals
- e. Earthworms and leeches

**SCIENCE**

1	2	3	4	5
a	e	d	c	b

## II. Very short answer type questions.

### A. Give one word for the following.

1. The top layer of the earth where plants grow - soil
2. Part of the soil that is made up of dead remains of plants and animals - humus
3. Crops grow well in this type of soil – fertile soil
4. Things added by farmers to make soil fertile – manure

### B. Write two examples for each of the following.

1. Soil provides these to plants      water      nutrients
2. Colours of the soil                      red              black
3. Things that soil contains              humus      sand
4. Animals that live in soil                ants              snails

## III. Answer the following questions.

### 1. Give two ways in which soil is important for plants.

Ans. Soil is important to plants in the following two ways:

- a) Plants stay fixed to the soil with the help of roots.
- b) Soil provides water and nutrients to the plants.

### 2. Explain how soil is formed from rocks.

Ans. Soil is formed by the breaking down of rocks. The heat of the sun, rain and wind also help in the breaking down of rocks. This process lasts thousands of years.

### 3. Name four things that soil contains.

Ans. Soil contains humus, sand, clay and pebbles.

### 4. What happens when we heat some garden soil in a covered container?

Ans. When some garden soil is heated in a covered container, the water in the soil forms water vapour. The vapour touches the lid and cools down to form droplets of water.

### 5. Give any two uses of soil.

Ans. The two ways in which soil is useful to us are:

- a) They help the plants to grow and these plants are food for humans and animals.
- b) Soil is home to many animals.

### Give Reason.

#### 1. Why do bubbles start forming when water is poured over soil kept in a jar?

Ans. It is because soil contains air trapped between its particles. When water is poured the trapped air comes out in the form of air bubbles.

### Note: All the exercises to be done in the Science Notebook.2

**Activity** – Take some garden soil in a glass jar and tie it with a clean plastic bag. Leave this arrangement in the sun. Note down your observations.

शीर्षक - ' सर्वनाम  
आवश्यक निर्देश -

1. सभी कार्य हिन्दी नोट बुक में साफ एवं सुन्दर लिखावट में लिखें ।
2. प्रत्येक पृष्ठ में मार्जिन खींचे एवं पाठ के आरंभ में पाठ का नाम रेखांकित कर दिनांक सहित लिखें ।

### सर्वनाम

**परिभाषा** - जो शब्द संज्ञा शब्दों के स्थान पर आते हैं उन्हें सर्वनाम कहते हैं ।

उदाहरण :

हम	तुम	वह	यह	वे	इसमें
कुछ	आप	मैंने	उन्होंने	उसे	उसका
तुमने	मैं	उन	उसने	किसने	क्या

सर्वनाम शब्द के एकवचन और बहुवचन लिखें :

एकवचन	बहुवचन
मैं	हम
यह	ये
उसे	उन्होंने
तुम	आप

### अभ्यास कार्य :

1. सर्वनाम शब्दों को रेखांकित करें :

<u>उसका</u>	प्रिया	<u>अपना</u>	अक्षत
<u>मैसेज</u>	<u>तुम्हारा</u>	<u>खिलौना</u>	<u>मेरा</u>
<u>स्कूल</u>	किताब	वे	<u>वह</u>

2. खाली जगह को भरें :

- 1) कल मैं विद्यालय जाऊंगा । (मैं/ मुझे)
- 2) उसने एक चित्र बनाया । (उसने/ तुम्हारा)
- 3) आज मेरा जन्मदिन है । (तू/ मेरा)
- 4) आप क्या पढ़ रहे हैं? (आप /आपका)

3. क्या आप जानते हैं किसके लिए क्या बोलते हैं ?

- 1 अपने लिए **मैं, मुझे, मेरा** बोलते है ।
- 2 दूसरों के लिए **वह, उस, उसका** बोलते है ।
- 3 बड़ों के लिए **आप, आपने, आपका** बोलते है ।
- 4 छोटी या अपने बराबर वालों के लिए **तुम तुम्हें तुम्हारा** बोलते है ।
- 5 पास के लिए **यह** तथा दूर के लिए **वह** शब्द का प्रयोग होता है ।
  - किताब में पेज नंबर 36, 37 पूरा करें ।

### क्रियाकलाप :

हिन्दी भाषा किताब के पेज नंबर 37 मैं जो फूल बना है उसे अपने कॉपी में बनाकर सर्वनाम शब्द लिखें ।

### विषय - हिंदी साहित्य

पाठ- तारे

विलोम शब्द लिखें :

रात x दिन	जलाना x बुझाना	अंधेरा x उजाला	सुबह x शाम
-----------	----------------	----------------	------------

HINDI

## पाठ- नटखट टिकी

\* पाठ की कहानी को ध्यानपूर्वक स-स्वर वाचन करते हुए दो बार पढ़ें

1. क्रियाकलाप : गिलहरी का सुन्दर से चित्र बनाएँ और रंग भरें -
2. कठिन शब्द [ कठिन शब्द को दो दो बार उत्तर पुस्तिका में लिखें ]

गिलहरी	खट्टे मीठे	नटखट	गुठलियां	घोंसला
बंदर	तालियाँ	फुनगी	बगीचा	चिड़िया

3. पृष्ठ संख्या 16 में दिए गए शब्द भंडार के सभी अर्थ उत्तर पुस्तिका में लिखें

### 2. प्रश्नोत्तर :

1) टिकी कैसी थी ?

उत्तर- टिकी नटखट थी।

2) टिकी को क्या खाना अच्छा लगता था ?

उत्तर- टिकी को बैर खाना अच्छा लगता था।।

3) टिकी की फेंकी गुठलियां किसे लग रही थी ?

उत्तर- टिकी की फेंकी गुठलियां नीचे बैठी चिड़िया के बच्चों को लग रही थी।।

4) टिकी के गले में क्या चीज़ फंस गई ?

उत्तर- टिकी के गले में बेर की गुठली फंस गई।

5) एक दिन टिकी ने क्या किया ?

उत्तर- एक दिन टिकी अकेले जंगल की सैर करने निकल गई।

6) टिकी को नीचे क्यों उतरना पड़ा ?

उत्तर- टिकी को माँ की डांट पडने की डर से नीचे उतरना पड़ा।

7) टिकी का चेहरा लाल क्यों हो गया ?

उत्तर- बेर की गुठली गले में फंसने से टिकी की सांस घुटने लगी और चेहरा लाल पड़ गया।

### 3. बताओ किसने कहा ? ( pg -17 किताब में पूरा करें )

1 यह क्या हो रहा है ?

टिकी की माँ ने कहा।

2 क्या हुआ टिकी ?

टिकी की माँ ने कहा।

3 टिकी के गले में बेर की गुठली फंसी है।

बंदर ने कहा।

4 बल्लू तोते को बुलाओ।

किसी ने कहा।

5 गुठली ! यह कैसे निकलेगी ?

टिकी की माँ ने कहा।

6 बल्लू तोता तो बाग में अमरूद खाने गया है

कबूतर ने कहा।

### 4. खाली जगह भरें।

1 नटखट टिकी को **बेर** खाना बहुत अच्छा लगता था।

2 वह फुर्ती से **पेड़** पर चढ़ गई।

3 **गुठली** चिड़ियों के बच्चों को लगी।

4 उसकी छींक देखकर **बंदर** को एक उपाय सूझा।

5 टिकी ने अपना **सिर** झुका लिया।

### 5. निम्न शब्दों से वाक्य बनाएँ

1 नटखट    2 गुठली    3 तमाशा    4 तोता

6. विलोम शब्द लिखें

शब्द	विलोम
नटखट	शांत
भागकर	चलकर
अच्छा	बुरा
दिन	रात
बाहर	अंदर
फुर्ती	आलस
उतरो	चढ़ो
रोना	हँसना

- पेज नंबर 12 – [ 17 ,18 किताब में पूरा करें I]

**SUBJECT: ENGLISH LITERATURE**

**CHAPTER: WHAT THE LEAVES SAID**

**I. SYNONYMS**

1. gay : light hearted and happy
2. scarlet: bright red in colour
3. russet : reddish brown in colour
4. weary : tired

**II. ANTONYMS**

1. opening                      x        closing
2. slept                            x        wake up
3. rest                                x        work
4. lay                                 x        pick up
5. down                            x        up
6. under                            x        over

ENGLISH

**III. RHYMING WORDS**

1. spring -        ring, king
2. tree -        free, three
3. nest -        best, rest
4. gay -        may, lay

**IV. QUESTION ANSWERS**

1. In which season do birds make nests in the trees?

Ans: In summer season birds make nests in tree.

2. How do the leaves look in autumn?

Ans: The leaves turn reddish brown in autumn.

3. In which season do the leaves lay down and sleep?

Ans: In winter season the leaves lay down and sleep.

4. What do the leaves do in spring season?

Ans: In spring season the leaves open and stretch out on every tree.

**ACTIVITY:**

**Draw and colour pictures showing different seasons. Refer pg – 71 (English Access Book)**

**[NOTE: PLEASE WORKOUT ALL THE EXERCISES IN THE ENGLISH LITERATURE NOTEBOOK.]**

**SUBJECT – English Language**

**TOPIC – Chapter 3 - Gender**

**Chapter 7 – Verbs**

**Comprehension – Painting the garden gate.**

**I. Fill in the blanks with the opposite gender of the underlined words.**

1. Uncle Jack and \_\_\_\_\_ Jenny live in London.
2. James and Charlotte are \_\_\_\_\_ and sister.
3. Tom is going to visit his grandmother and \_\_\_\_\_.
4. The king and \_\_\_\_\_ live in the palace.
5. The \_\_\_\_\_ and the tigress are playing with their cubs.

**II. Circle the common gender.**

1. father / queen / doctor
2. uncle / parent / peacock
3. baby / husband / tiger
4. king / nurse / friend
5. hen / author / cow

**III. Write “M” for masculine, “F” for feminine and “C” for common gender.**

- |                      |                       |
|----------------------|-----------------------|
| 1. landlord - ____   | 2. Hero - ____        |
| 3. child - ____      | 4. Fisherwoman - ____ |
| 5. milkman - ____    | 6. Judge - ____       |
| 7. airhostess - ____ | 7. Daughter - ____    |

**IV. Circle the verbs in the following sentences.**

1. The children built a snowman.
2. Ted is watching a movie.
3. Marie bakes delicious cakes.
4. Mr. Sam decorated the stage.
5. The bus stopped suddenly.

**V. Choose the correct linking verb from the bracket to fill in the blanks.**

1. I \_\_\_\_\_ an engineer. ( is / am )
2. They \_\_\_\_\_ students of Oxford University. ( are / is )
3. Canary \_\_\_\_\_ a beautiful bird. ( is / are )
4. Tiffany \_\_\_\_\_ a younger sister named Molly. ( has / are )
5. Nurses \_\_\_\_\_ a difficult job. ( am / have )

**VI. Change the sentences into negative sentences by adding “not” or “do not”.**

1. This exercise is difficult.

Ans. \_\_\_\_\_

2. Catherine is from Italy.

Ans. \_\_\_\_\_

3. Please keep your bags on the shelf.

Ans. \_\_\_\_\_

4. Uncle Jude will come today.

Ans. \_\_\_\_\_

5. Keep the food in the refrigerator.

Ans. \_\_\_\_\_

## Comprehension

**Read the passage given below and answer the following questions.**

### Painting the garden gate.

It was holiday time. Veena and Vinay were playing in their Garden. There were tins of paint everywhere. Paints of vibrant colours like blue, red, yellow, green and purple. Veena and Vinay wanted to paint the garden gate. They went to the painters. The painters were busy. One painter was climbing the ladder. Another was hanging from the roof on a swing. "Can we help?" Asked Veena and Vinay. The painter gave each one of them a brush. "Paint the inside of the gate", he said to Veena. "Paint the outside of the gate", he said to Vinay.

They picked up two tins of paint and set to work. Veena painted one side of the gate. Vinay painted the other side of the gate. The paint splashed on the ground, on the wall and on their dresses.

After they finished painting the garden gate they started watering the plants in the garden.

"Look how many colourful flowers we have in our garden!" said Vinay. Flowers of vibrant colours like yellow, red, pink and orange.

They wiped off the paint that had splashed on the ground. They picked up the watering can. They cleaned the painting brushes. They ran into the house to invite their mother to see their work. Mother just finished preparing breakfast.

"Look at my beautiful red gate!" said Veena. "Look at my beautiful green gate!" said Vinay.

You have made a two coloured gate cried the painter. "I love the two coloured gate, let's keep it that way", said mother.

The colourful gate made the garden more colourful.

### **I. Find the opposites of the following words from the passage above.**

1. dropped X \_\_\_\_\_
2. began X \_\_\_\_\_
3. dull X \_\_\_\_\_
4. took X \_\_\_\_\_
5. few X \_\_\_\_\_

### **II. Write the plurals of the following words.**

1. holiday \_\_\_\_\_
2. ladder \_\_\_\_\_
3. gate \_\_\_\_\_
4. brush \_\_\_\_\_
5. garden \_\_\_\_\_

### **III. Fill in the blanks with appropriate verbs from the passage.**

1. Veena and Vinay were \_\_\_\_\_ in the garden.
2. Mother just finished \_\_\_\_\_ breakfast.
3. They finished \_\_\_\_\_ the plants in the garden.
4. The paint \_\_\_\_\_ on the ground.
5. The painter \_\_\_\_\_ each one of them a brush.

### **IV. Answer the following questions.**

1. Where are Veena and Vinay playing?

Ans. \_\_\_\_\_

2. What colour did they paint the garden gate?

Ans. \_\_\_\_\_

3. Name the colours of the flowers in the garden?

Ans. \_\_\_\_\_

### **Answers**

Ans1. Veena and Vinay are playing in their garden.

Ans2. They painted the garden gate red and green.

Ans3. The flowers in the garden are of vibrant colours like yellow, red, pink and orange.



**Note:- All the above exercises have to be done in the English Language Notebook.**

Chapter – 3 – Grammar Land Book- Gender. Do the exercises ‘A’ to ‘F’ in the textbook with pencil.

Chapter– 7 – Grammar Land Book - Verbs. Do the exercises ‘A’ to ‘F’ in the textbook with pencil.

**Activity :** Gender - Make a chart on Gender ( Masculine, Feminine and Common) using pictures.

Verbs – Pictorial representation

**Note** – The activities are to be done on chart paper.

### CH-5- INDIA: POLITICAL DIVISIONS

1. Read the Chapter no. 5 India: Political Divisions
2. Underline and learn the difficult words.
3. **Exercises A,B,and C ( to be done in the text book)**

**A. Tick the correct answer:**

1. India has 28 states and 9 union territories.

a. 29, 8                    (b) 28, 9                    (c) 28, 7

2. The capital of India is New Delhi.

1. New Delhi            (b) Mumbai            (c) Hyderabad

3. Who is the elected head of the state government?

1. Chief Minister (b) Governor (c) President

**B. Name the following:**

1. Shimla is the capital of this state.

**Himachal Pradesh**

2. Gangtok is the capital of this state.

**Sikkim**

3. This is the capital of Haryana.

**Chandigarh**

4. Bhubaneshwar is the capital of this state.

**Odisha**

5. Kolkata is the capital of this state.

**West Bengal**

**C. Match the following States with their capitals:**

- |                  |                 |
|------------------|-----------------|
| 1. Assam         | (a) Lucknow     |
| 2. Bihar         | (b) Gandhinagar |
| 3. Gujarat       | (c) Mumbai      |
| 4. Uttar Pradesh | (d) Dispur      |
| 5. Maharashtra   | (e) Patna       |

1.	2.	3.	4.	5.
d.	e.	b.	a.	c.

**D. Answer the following questions: ( to be done in the note-book)**

**SOCIAL  
STUDIES**

a. What is the total area of India?

Ans. The total area of India is 3.287 million square kilometres.

2. What does the government do?

Ans. The government looks after the entire Country.

3. What is the Central Government?

Ans. The Central Government also known as Union Government and it works from New Delhi.

4. Name the Union Territories of India.

Ans. The Union territories of India are :

- i). Andaman and Nicobar Islands.
- ii). Chandigarh
- iii). Dadra and Nagar Haveli
- iv). Daman and Diu
- v). Delhi
- vi). Lakshadweep Islands
- vii) Puducherry
- viii) Jammu and Kashmir
- ix) Ladakh

### **E. SKILL DEVELOPMENT**

Write the names of the following and paste their pictures.( to be done in the note-book)

(a) The President of India - \_\_\_\_\_



(b) The Prime Minister of India - \_\_\_\_\_



### **F. Extra Questions / Answers: (to be done in the note-book)**

1. How many Union Territories are there in India?

Ans. There are 9 Union Territories in India.

2. Which is the largest and the smallest State in India?

Ans. Rajasthan is the largest state, while Goa is the smallest state of India.

3. Who is the nominal head of the State government?

Ans. The Governor is the nominal head of the state government.

4. In how many states and Union Territories is India divided?

Ans. India is divided into 28 states and 9 Union Territories.

5. What is the work of the state government?

Ans. The State Government looks after the affairs of the state. It works from the capital of the state.

6. Who is the elected head of the state government?

Ans. The Chief Minister is the elected head of the state government.

7. Who has their offices and residences in New Delhi?

Ans. The President, the Prime Minister and Union/Cabinet ministers have their offices and residences in New Delhi.

**Product line (Page 34)**

Match the logos with their respective taglines.

1. KFC- So good
2. Kitkat- Have a break, Have a kit kat
3. Coca- Cola- Open happiness
4. Apple- Think different
5. Dairy milk- Taste like this feels
6. Burger king- Be your way
7. M - I'm loving it
8. adidas- All in or nothing
9. Tanishq- Pure Jewellery Pure Joy

1.	2	3	4	5	6	7	8	9
c	a	i	f	h	g	b	e	d

**Green warriors (Page 43)**

**Tick the right option.**

1. How can you reduce the amount of paper used?  
Ans- by writing on both sides
  2. Do you think it is okay to spit on the road?  
Ans- No
  3. Which city is more polluted?  
Ans- New Delhi
  4. What is your reaction when you find a leaky tap in your washroom?  
Ans- I will close it myself
  5. Do you carry a cloth bag to the shop and ensure not to ask for a plastic carry bag?  
Ans- Yes
1. Do you prefer taking public transport because it is eco- friendly?  
Ans- Yes
  2. How do you want to celebrate Diwali?  
Ans- By spending time with the family
  3. What do you do when you find lights on, in an empty room?  
Ans- You switch them off

**G.K**

**Road Safety (Page 56-57)**

1. Give the meaning of each of the following signs.



a. Narrow bridge



b. Railway crossing



c. No Entry

**Health Benefits of Dancing (Page 58-59)**

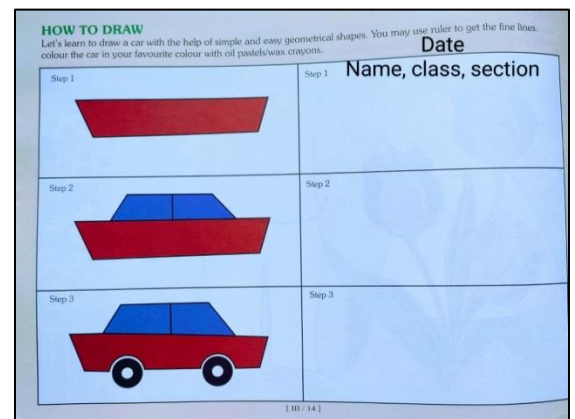

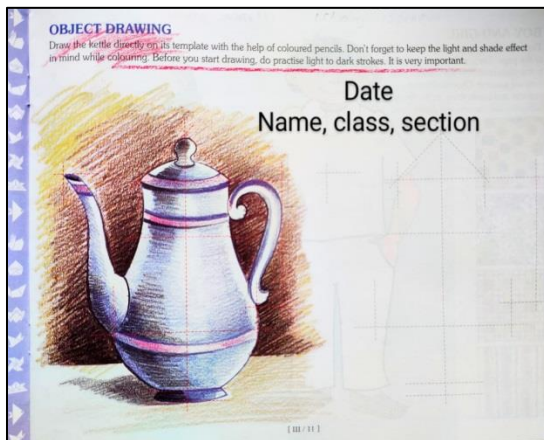


- 1. What happens to your body when you exercise?
  - c. Your blood flow increases
- 2. What is the benefit of exercise?
  - c. Feel good
- 3. When exercising, it's important to stay hydrated. To stay hydrated means:
  - a. To drink plenty of water

**Work to be done : Page nos. 9, 10, 11, 12, 13, 14, 15 and 16**

**As per instructions given in your drawing book.**

**Craft work :- Make one “MASK” (of any one wild animal) using paper plate.**

**DRAWING**



Date \_\_\_\_\_  
Name, class, section \_\_\_\_\_

**DEER IN ZOO** – The scene showing deer has been created by using coloured sketch pens and pencils. But this picture is half done. Pick your colours and complete the picture maintaining the atmosphere and harmony of the colours.

**Origami**

**BOAT** – Playing with paper boat in rainwater is sheer fun. Look at the boat shown below. It has been made by folding the paper according to the given stepwise instructions. Paste the boat in your Sketch Book.

Date \_\_\_\_\_  
Name, class, section \_\_\_\_\_

1. Fold over to the right.

2. Make a center crease and fold downwards as shown.

3. Like this.

4. Fold the upper flap upwards.

5. Your boat is ready.

**COMPLETED.**

1. Fold the next three flaps downwards.

2. Open from here and turn it upside down.

3. Pull out.

[ 111 - 16 ]

**Dr. Rachana Nair**  
**Director Academics**