




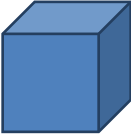






CLASS : II
DATE : 07.04.21 to 22.04.21

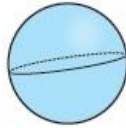
SUBJECT	ASSIGNMENT
MATHS	<p>Work to be done in the textbook</p> <ul style="list-style-type: none">➤ Chapter no. 12, Shapes and Patterns➤ Pages 176 and 181 to 186 <p>Work to be done in the note book</p> <ul style="list-style-type: none">❖ <u>Draw or paste picture of plane and solid shapes and write its properties given below:</u> <p>Plane Shapes</p> <p> Circle – A circle is a round figure made of curved line with no side and no corner.</p> <p> Oval – An oval is a round figure made of curved line with no side and no corner.</p> <p> Square – A square is a plane figure made of straight line. It has 4 equal sides and 4 corners</p> <p> Rectangle - A rectangle is a plane figure made of straight line. It has 4 sides and 4 corners. Its opposite sides are equal.</p> <p> Triangle – A triangle is a plane figure made of straight line. It has 3 sides and 3 corners.</p> <p>Solid Shapes</p> <p> Cube – A cube is a solid figure. Its all sides are equal. It has 12 edges, 8 vertices and 6 faces.</p> <p> Cuboid – A cuboid is solid figure. It has 12 edges, 8 vertices and 6 faces.</p>



Cylinder – A cylinder is a solid figure. It has 2 edges, 2 flat faces and 1 curved face.



Cone - A cone is a solid figure. It has 1 edge, 1 vertex, 1 flat face and 1 curved face.



Sphere – A sphere is a solid figure with 1 curved face.

➤ Activity to be done in the notebook

CH-12 Draw or paste plane and solid shapes and write its properties.

➤ Activity to be done in the SCRAPBOOK

Paste 2 objects of each 3D shapes

TOPIC: Ch. 1 TYPES OF PLANTS

WORD BANK

herbs	strawberry
shrubs	grapevine
climbers	mint
creepers	woody
hibiscus	upright
trunks	watermelon

A. Fill in the blanks with the correct words.

1. Trees have a strong, main woody stem called the **trunk**.
2. Creepers have **weak** stems that grow along the ground.
3. The **stems** carries water to all parts of the plant.
4. A **flower** becomes a fruit.
5. **Green** plants make their own food.

B. Match the columns:

Column A

1. Trees
2. Shrubs
3. Herbs
4. Climbers
5. Creepers

Column B

- a . Grow along the ground
- b. Strong and big
- c. Weak stems
- d. Small with soft stems
- e. Small with woody stem.

1	2	3	4	5
b	e	d	c	a

C. Give two examples for each of the following.

SCIENCE

1. Trees-**mango,neem**
2. Shrubs -**rose,tulsi**
3. Herbs- **mint, coriander**
4. Climbers-**money plant ,grapevine**
5. Creepers-**watermelon, strawberry**

D. Choose the correct option.

1. Which of these are small plants with woody stems?

Ans: b. Shrubs

2. Which of these is not true about climbers?

Ans: c. They grow along the ground.

3. Which of these makes food for the plants?

Ans: c. Leaf

4. What does a green plant need to make its own food ?

Ans: d. All of these

5. Where do plants store their extra food ?

Ans: d. All of these

6. This is the part that becomes a fruit.

Ans: d. Flower

E. Answer the following questions.

1. Name five different types of plants according to their shapes and sizes.

Ans: The five different types of plants are trees, shrubs, herbs, climbers and creepers.

2. Name any five main parts of a plant.

Ans: The five main parts of a plant are flowers, leaf, fruits, stems and roots.

3. Why do plants need roots?

Ans: Root is the part that fixes the plant to the ground. It also takes in water and other things needed by the plant.

4. What do green plants need to make foods?

Ans: Green plants need light, air and water to make their food.

GIVE REASON:

Q1.All plants are not able to grow upright. Why?

Ans. This is because all plants do not have woody stems.

Q2.All plants need roots .Why ?

Ans. This is because roots fix plants to the ground and take in water and other things needed by the plants.

NOTE: ALL THE WORK TO BE DONE IN THE NOTEBOOK

HINDI

विषय – हिन्दी साहित्य

पाठ – रेफ, पदेन.

आवश्यक निर्देश

1. सभी कार्य हिंदी नोट बुक में साफ़ एवं सुंदर लिखावट में लिखें I
2. हिंदी नोट बुक के दो भाग करे ,पहले भाग में हिंदी भाषा एवं दूसरे भाग में हिंदी साहित्य के कार्य लिखें I
3. प्रत्येक पृष्ठ में मारजिन खीचें एवं पाठ के आरंभ में पाठ का नाम रेखांकित कर दिनांक सहित लिखे I
4. पाठ के अंत में प्रस्तावित क्रियाकलाप करें I

रेफ एवं पदेन

नोटपेज न . - 47 किताब में करें

रेफ वाले शब्द

सर्प	नर्स	पर्स	सूर्य	बर्तन	वर्षा	पार्क	पर्वत	गर्म	बर्फ
पर्व	शर्म	खर्च	नर्म	बर्ष	चर्च	हर्ष	गर्व	कार्य	दर्पण

पढ़ने वाले शब्द

ड्रम	भ्रम	चक्र	प्रेम	ग्रह	ट्रक	ड्रेस	क्रम	प्रण	ट्रेन
मेट्रो	ट्राम	प्रातः	ब्रश	वक्र	क्रय	प्रसाद	प्रकट	प्रणाम	प्रकाश

*मिलान करें


1. ड्रम



2. मेट्रो



3. पर्वत


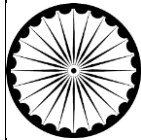


4. सर्प



5. ट्रक

*चित्र देखकर नाम लिखें



विषय हिंदी भाषा

पाठ - संज्ञा

1. संज्ञा पाठ का सस्वर वाचन करें।
2. उत्तर पुस्तिका में साफ-साफ एवं सुंदर अक्षरों में लिखें।
3. संज्ञा की परिभाषा उदाहरण सहित लिखें।

संज्ञा

परिभाषा- नाम वाले शब्दों को संज्ञा कहते हैं।
उदाहरण- राम,चिड़िया,किताब,नदि आदि।

4. तीन- तीन संज्ञा शब्दों के नाम लिखें।

1. व्यक्तियों के नाम
2. वस्तुओं के नाम
3. जगहों के नाम
4. पशु- पक्षियों के नाम
5. त्योहारों के नाम
6. दिनों के नाम
7. महीनों के नाम
8. नदियों के नाम

5 (क) चित्र देखकर सही उत्तर पर सही का चिन्ह लगाइए-
(पेज नम्बर 21,22;पुस्तक में करें)

(ख) नाम लिखिए-

(पेज नम्बर 22 क से छ तक पुस्तक में करें)

(ग) चित्र देखकर वाक्य पूरे कीजिए-

(पेज नम्बर 23 ; क से घ तक पुस्तक में करें)

6. इन वाक्यों में संज्ञा शब्दों को रेखांकित करें।

1. अमन आज विद्यालय नहीं गया।
2. ताजमहल आगरा में है।
3. आज बहुत गरमी है।
4. राजा फुटबॉल खेल रहा है।
7. नीचे दिए शब्दों को चुनकर सही शीर्षक के सामने लिखें।

आम, किताब, आँखे, टेबल, हाथ, अलमारी, कलम,केला

(क) शरीर के अंग

(ख) फल

(ग) विद्यालय की चीजे

(घ) घर का समान

क्रियाकलाप

दिए गए संज्ञा शब्दों के चित्र चिपका कर उनके नाम लिखें-

किताब, विद्यालय, गुब्बारा, तोता,जोकर।

गिनती 1 से 25 तक

11	११	ग्यारह
12	१२	बारह
13	१३	तेरह
14	१४	चौदह
15	१५	पंद्रह
16	१६	सोलह
17	१७	सत्रह

0	०	शून्य
1	१	एक
2	२	दो
3	३	तीन
4	४	चार
5	५	पांच
6	६	छः
7	७	सात
8	८	आठ
9	९	नौ
10	१०	दस

18	१८	अठारह
19	१९	उन्नीस
20	२०	बीस

21	२१	इकीस
22	२२	बाईस
23	२३	तेइस
24	२४	चौबीस
25	२५	पच्चीस

अभ्यास कार्य -

1. रिक्त स्थान भरें -

१४		१६				२०		२२	
----	--	----	--	--	--	----	--	----	--

2. बाद वाले अंक लिखें -

क] ११ - ----- ख] १३ - ----- ग] २१ - ----- घ] २४ - -----

3. पहले वाले अंक लिखें -

क] ----- ६ ख] ----- १० ग] ----- १६ घ] ----- २३

4. बीच वाले अंक लिखें -

क] १ ----- ३ ख] ६ ----- ८ ग] १२ ----- १४ घ] २२ ----- २४

5. अंकों में लिखें

क] तेरह----- ख] अठारह ----- ग] सात----- घ] बीस-----

6. अक्षरों में लिखें -

क] १६----- ख] २३----- ग] ९ ----- घ] १८ -----

7. हिंदी अंक लिखें -

क] 5----- ख] 18----- ग] 21----- घ] 25-----

क्रियात्मक गतिविधि- एक, दो, पाँच, दस तथा बीस रुपये का चित्र चिपकाकर उनके नाम अंकों तथा अक्षरों में लिखें।

ENGLISH LANGUAGE

Activity- Gender- Pictorial representation of Masculine and Feminine Gender (min. 6 sets of pictures)

Topic: Gender

I. Masculine

Feminine

- | | |
|------------|----------|
| 1. husband | _____ |
| 2. _____ | queen |
| 3. actor | _____ |
| 4. hero | _____ |
| 5. _____ | princess |
| 6. bull | _____ |
| 7. _____ | tigress |
| 8. _____ | sister |
| 9. uncle | _____ |
| 10. _____ | niece |

II. Rewrite the following sentences changing the gender of the underlined nouns.

1. A tiger is chasing a hen.

Ans- _____

2. My uncle has two sons.

Ans- _____

3. The wife stood at the door to receive the guests.

Ans- _____

4. The princess wore a crown.

Ans- _____

5. The peacock danced when it rained.

Ans- _____

6. My father drops me to school everyday.

Ans - _____

Topic: Singular and plural nouns

Activity- Summer project- Singular/Plural-

Stickpictureshowingdifferentrules(min.3picturesperrule)-tobedoneonachartpaper

I. Change the singular nouns to plural nouns by adding -s or -es.

1. pencil- _____
2. brush- _____
3. park- _____
4. book- _____
5. fox- _____
6. friend- _____
7. rose- _____
8. plant- _____
9. dish- _____
10. patch- _____

II. Fill in the blanks with plurals of the words given in the bracket.

1. The tree has many _____. (branch)

ENGLISH

2. Mother cut the sandwich into two _____. (half)
3. The _____ were fixing the hole into the street. (man)
4. Mrs. Jones has two _____. (child)
5. The _____ swung from tree to tree. (monkey)
6. The _____ howled at midnight. (wolf)
7. The grandpa sharpened the _____ in the kitchen. (knife)
8. The _____ like to play in the garden. (baby)

ENGLISH LITERATURE

Ch : The Great Big turnip

Activity : Draw a picture of you and your best friend. Write three things that you and your best friend like to do together.

I. Word Bank

- a. turnip
- b. farmer
- c. purple
- d. stem
- e. together
- f. stuck
- g. everyone
- h. meow
- i. tumbles
- j. backwards

II. Word meanings

- a. stays put : to remain in the same place
- b. tumbles : falls

III. Antonyms

- a. little x big
- b. outside x inside
- c. pull x push
- d. hard x soft
- e. find x lost
- f. comes x goes
- g. backward x forward

IV. Fill in the blanks.

- a. There are seven characters in the story.(seven/ three)
- b. The story takes place in a garden near the yellow house. (garden/ river)
- c. The turnip grows so big that Hari cannot pull it out. (big/small)
- d. Hari first calls his wife, Mira, to help him pull the turnip out.(Mira /Rima)
- e. The turnip finally comes out! It is easy to do a job when everyone helps.(nobody/ everyone)

V. One word answers:-

- a. Who planted the turnip?
Ans - Hari
- b. What is the name of the farmer?
Ans - Hari
- c. Who is farmer's wife ?
Ans- Mira
- d. What is the name of their son?
Ans- Ravi
- e. Who tries to pull out the turnip?
Ans- Hari
- f. What is the colour of their house?
Ans - Yellow
- g. Who was Ravi's friend?
Ans - Priya
- h. Who was meow ?
Ans- Raja's cat

i. Who said, "I want to help"?

Ans - Little mouse

VI. True/ False

a. Hari lives with his wife Mira in a red house. False

b. Ravi called his friend Priya for help. True

c. The name of Priya's dog is Sheenu. False

d. Hari holds the turnip's thick stem and pulls. True

e. Ravi holds on to Priya. False

e. At last, everyone pulls the turnip out. True

VII. Questions/ Answers

a. Who looked after the little turnip?

Ans- Hari and his family looked after the little turnip.

b. Where did Hari and his wife live?

Ans - Hari and his wife lived in a little yellow house.

c. Why was it difficult for Hari to pull up the turnip?

Ans - It was difficult for Hari to pull up the tunip, as it was enormous.

d. Whom did Hari call for help?

Ans- Hari called his wife Mira for help.

e. Who helped Hari to pull up the turnip?

Ans- His wife 'Mira' , his son 'Ravi' , Ravi's friend Priya, the dog 'Raja', the cat 'Meow' and the little mouse helped him to pull up the turnip.

f. How did turnip come out in the end?

Ans- The turnip came out in the end when everyone pulled it together.

VIII. Make sentences:

a. farmer

b. garden

c. turnip

d. help

e. mouse

f. family

IX. Jumbled words :

a. elprpu - purple

b. itllte - little

c. cksut - stuck

d. gethetor - together

e. lulps - pulls

f. lodhs - holds

g. blutmes - tumbles

Std -2

Subject - Drawing

DRAWING

Topic- Colour the bunch of grapes with mixing yellow and green and colour the elephant with oil pastel colours.

Work to be done- Complete page 5 and 6 as per instructions given in your drawing book.

GRAPES


Colour this bunch of refreshing grapes with mixing yellow and green. Colours in oil pastels or wax crayons.



[11 / 5]

COLOUR THE ELEPHANT

The mother elephant is not happy with her complexion. She wants to look like her baby. Therefore, fill the mother with the matching colours of her baby. Rest of the picture be completed following the patterns indicated.



[11 / 6]