



CLASS : I  
DATE: 23.04.2021 to 8.05.2021

SUBJECT	ASSIGNMENT												
MATHS	<p><b>Revision of Ch-1: Numbers up to 10 and Ch-2: Addition up to 10</b></p> <p><b><u>Work to be done in Mathematics Notebook</u></b></p> <p><b>1. Write the after numbers:</b>                      a. 5 -            b. 1 -            c. 4 -            d. 3 -</p> <p><b>2. Write the before numbers:</b>                      a. 6 -            b. 9 -            c. 3 -            d. 4 -</p> <p><b>3. Write the number names of the following numbers:</b>                      a. 1-            b. 3-            c. 5-            d. 7-</p> <p><b>4. Fill in the blanks:</b>                      a. <math>1 + 0 = \underline{\quad}</math>    b. <math>2 + 0 = \underline{\quad}</math>            c. <math>8 + 1 = \underline{\quad}</math>            d. <math>1 + 2 = \underline{\quad}</math></p> <p><b>5. Add horizontally:</b>                      a. <math>5 + 4 = \underline{\quad}</math>            b. <math>2 + 3 = \underline{\quad}</math>            c. <math>3 + 6 = \underline{\quad}</math>            d. <math>5 + 2 = \underline{\quad}</math></p> <p><b>6. Add vertically:</b></p> <table border="1" style="margin-left: auto; margin-right: auto; border-collapse: collapse;"> <tbody> <tr> <td style="text-align: center; padding: 5px;">3</td> <td style="text-align: center; padding: 5px;">4</td> <td style="text-align: center; padding: 5px;">2</td> <td style="text-align: center; padding: 5px;">5</td> </tr> <tr> <td style="text-align: center; padding: 5px;"><math>+ 2</math></td> <td style="text-align: center; padding: 5px;"><math>+ 3</math></td> <td style="text-align: center; padding: 5px;"><math>+ 5</math></td> <td style="text-align: center; padding: 5px;"><math>+ 4</math></td> </tr> <tr> <td style="border-top: 1px solid black; height: 20px;"></td> <td style="border-top: 1px solid black; height: 20px;"></td> <td style="border-top: 1px solid black; height: 20px;"></td> <td style="border-top: 1px solid black; height: 20px;"></td> </tr> </tbody> </table> <p><b>7. Fill in the blanks:</b>                      a. Wednesday is the _____ day of the week.                      b. 4 is in between 3 and _____.                      c. The number after 5 is _____.                      d. The number before 2 is _____</p> <p><b>8. Word problems on addition:</b>                      a. 1 helicopter was on the ground. 1 more helicopter came down. How many helicopters are there on the ground now?                      b. Mother gave 1 dress to Lata. Father gave her 2 dresses .How many dresses did Lata get?</p> <p><b>9. Addition on the number line:</b>                      a. <math>3 + 4</math>                      b. <math>2 + 3</math></p> <p><b>10. Write the given numbers in ascending order:</b>                      a. 4,    6,    1,    8</p> <p><b>11. Write the given numbers in descending order:</b>                      a. 7,    3,    9,    5</p>	3	4	2	5	$+ 2$	$+ 3$	$+ 5$	$+ 4$				
3	4	2	5										
$+ 2$	$+ 3$	$+ 5$	$+ 4$										

SCIENCE	<b><u>PLANTS AS FOOD</u></b>				
	<b><u>WORD BANK</u></b>				
	plants	pulses	leaves	maize	fruits
	rice	gram	spinach	lettuce	grapes
	radish	barley	maize	peas	coffee
vegetables	cereals	wheat	seeds	broccoli	
<b><u>I. Objective type questions.</u></b>					
<b><u>A. Fill in the blanks with the correct word.</u></b>					
1. We get <b>oil</b> (oil/milk) from plants.					
2. We eat the root of <b>radish</b> (radish/cauliflower).					

3. Seeds of **peas** (wheat/peas) are pulses.
4. Rice is an example of **cereals** (cereals/pulses).
5. We get **coffee** (coffee/eggs) from plant.

**B. Write T for True and F for False statements.**

1. We eat only leaves of plants as vegetables. **F**
2. We get tea and coffee from plants. **T**
3. We eat the stem of cauliflower as a vegetable. **F**
4. We also get spices from plants. **T**
5. Wheat and rice are common pulses we eat. **F**

**C. Choose the correct option.**

1. Which of these foods do we get from plants?  
a. cereals and pulses    b. fruits    c. vegetables    d. all of these  
Ans. d. **all of these**
2. Which of these do we not get from plants?  
a. tea and coffee    b. oil and sugar    c. milk and coffee    d. spices.  
Ans. c. **milk and coffee**
3. Which of these are not cereals  
a. rice    b. wheat    c. maize    d. gram  
Ans. d. **gram**
4. Which of these plants are root vegetables?  
a. sugarcane and potato    b. broccoli and cauliflower    c. carrot and beetroot  
d. spinach and cabbage  
Ans. c. **carrot and beetroot**
5. Which of these plants are cereals?  
a. maize and corn    b. rice and wheat    c. gram and peas    d. both a. and b.  
Ans. d. **both a. and b.**

**II. Very short answer questions.**

**Give two examples for each of the following.**

1. Leaves we eat as vegetables: **Spinach**    **Lettuce**
2. Flowers we eat as vegetables. **Broccoli**    **Cauliflower**

**III. Answer the following questions.**

1. **Name any four kinds of food that we get from plants.**  
Ans. The four kinds of food that we get from plants are-vegetables, fruits, pulses, cereals.
2. **What are vegetables? Give two examples of stem that we eat.**  
Ans. The roots, stems, leaves, and flowers of plants that we eat are called vegetables. potato and ginger are the two examples of stem that we eat.
3. **Name any five fruits we eat.**  
Ans. Apple, orange, grapes, banana, and mango are fruits that we eat.
4. **What are cereals? Give two examples.**  
Ans. Plants which produce grains that can be eaten are called cereals. Rice and maize are the two examples of cereals.

**NOTE: All the above exercises be done in the Science notebook.**

**Activity-** Make a list of ten fruits you eat and then sort these fruits into the following groups.

1. fruits with one seed
2. fruits with few seeds
3. fruits with many seeds (discussion)

**Scrap book Activity:** Paste/draw pictures of five living and non-living things.

## **REVISION**

### **CH-KNOWING YOUR BODY**

#### **I. Choose the correct option from the following.**

1. What do we call grown up people?  
a. adults  
b. children
2. Which of these do we do using our legs?  
a. write  
b. walk
3. Which of these help us to eat?  
a. hands  
b. ears
4. Which of these is not a sense organ?  
a. hands and legs  
b. tongue and skin
5. Which organ helps us to feel hot or cold?  
a. skin  
b. eyes

#### **II. Write the correct word for the blanks.**

1. There are \_\_\_\_\_ (four/five) sense organs.
2. The \_\_\_\_\_ (nose/skin) helps us to feel things around the world..
3. The \_\_\_\_\_ (nose/tongue) helps us to taste.
4. Our \_\_\_\_\_ (legs/hands) help us to run.
5. Our \_\_\_\_\_ (legs/hands) help us to draw .

#### **III. Give one word for the following:**

1. The body part that helps us to walk to market. \_\_\_\_\_
2. The body part that helps us to see the world. \_\_\_\_\_
3. The body part that helps you to smell a rose. \_\_\_\_\_
4. Children grown up to become this. \_\_\_\_\_
5. The body part that helps you to taste a cake.. \_\_\_\_\_

#### **IV. Write T for True and F for False for the following statement:**

1. Our legs help us to read. \_\_\_\_\_
2. Our nose helps us to smell. \_\_\_\_\_
3. Our legs help us to write. \_\_\_\_\_
4. Our ears help us to walk. \_\_\_\_\_
5. Our skin helps us to feel. \_\_\_\_\_

### **हिन्दी पाठ : वर्णमाला (पुनरावृत्ति)**

**HINDI**

1) दिये गए कार्य को उतरपुस्तिका में साफ एवं सुंदर लिखावट के साथ बोलकर लिखें |

- व्यंजन- क से ज तक लिखें |
- स्वर- अ से अः तक लिखें |

- निम्न वर्णों में से स्वर वर्ण को गोला करें।

प अ त आ उ म र

अं क ज ए ह ओ अः

2) खाली स्थान भरें :-

च	--	झ	-	-
प	--	-	म	-
त	--	-	न	-
य	-	--	श	-

3) दो अक्षर वाले शब्द लिखें :-

ख + त =

म + न =

न + ट =

ट + ब =

फ + ल =

र + थ =

4) बॉक्स में दिये अक्षर से पूरा शब्द लिखें।

क.

(न)		(र)
(घ)		
(उ)		
(क)		
(भ)		

\_\_\_\_\_

\_\_\_\_\_

\_\_\_\_\_

\_\_\_\_\_

\_\_\_\_\_

(स)		(ब)
(क)		
(ज)		
(त)		
(ट)		

\_\_\_\_\_

\_\_\_\_\_

\_\_\_\_\_

\_\_\_\_\_

\_\_\_\_\_

5) तीन अक्षर वाले शब्द लिखें :-

मगर नयन कलश कलम शहद  
मटर कमल महल नरम नहर

6) चित्र बना कर नाम लिखें :-



शहद



सड़क



कमल

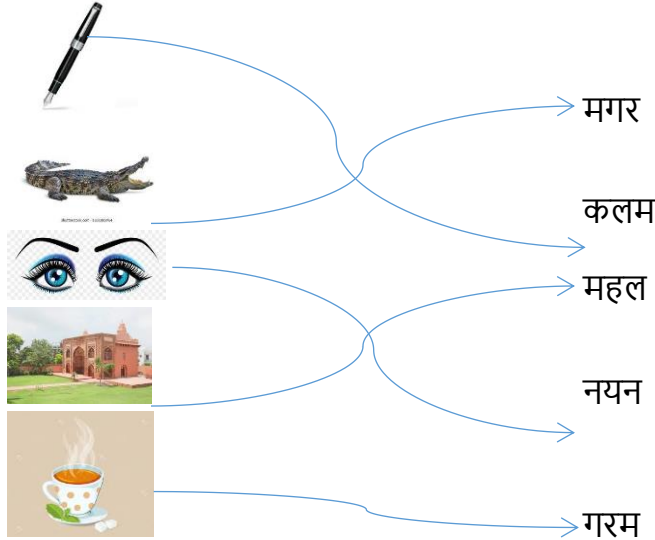


कलश



मटर

7) मिलान करें:-



**LANGUAGE(Revision )**

**TOPIC-This/That & These/Those  
Articles  
Gender.**

**ENGLISH**

**I.Circle and write the correct word.**

1. \_\_\_\_\_(this / these ) apple is good.
2. \_\_\_\_\_(that / these) is a school bus.
3. \_\_\_\_\_(this / that ) train over here is old.
4. \_\_\_\_\_( these/that ) are my favourite shoes.

5. \_\_\_\_\_ (this / those ) place is taken already.

**II. Write a or an.**

1. \_\_\_\_\_ aeroplane

2. \_\_\_\_\_ bat

3. \_\_\_\_\_ orange

4. \_\_\_\_\_ paper

5. \_\_\_\_\_ car

**III. Write the Masculine or feminine gender of the given word.**

1. father-

2. horse-

3. male-

4. nephew-

5. cock-

6. king-

**VII. Circle the correct articles.**

1. I went to (a / an ) park.

2. There is (a/ an) tree by my house.

3. I ate (a / an) for breakfast.

4. I see ( a/ an ) elephant at the circus.

5. I saw (a/ an) moon in the sky.

**VIII. Comprehension.**

**READ THE PASSAGE:**

Today is Sunday. It is a bright and beautiful day. Pihu and her friends are playing on a beach. Rohan is making a sand castle. Aarav is collecting shells in a bucket. Tia is taking a nap under an umbrella. Pihu is swimming in the sea. There are many fish in the sea. Birds are flying. Children have a beach set to play. There is a crab near the basket. They all are having fun.

**I. Answer the following questions in one word.**

Q1. Which day is today?

Q2. Where are Pihu and her friends playing?

Q3. Who is making a sand castle?

Q4. What is there near the basket?

**II. Antonyms**

a. dull×

b. ugly×

**III. Make sentences**

a. beach

b. umbrella

**Note-** The above exercises to be done in English note book.

**Summer Project-** Gender- Pictorial representation (Min. 6 pictures) N.B Activity

**LITERATURE**

**TOPIC-** Baby Beds(Poem)

**Picnic at the Farm.(prose)**

**I. Synonyms**

i. meadow-

ii. lamb-

iii. useful-

iv. field-

### **III. Antonyms**

- i. little x
- ii. in x
- iii. close x
- iv. warm x
- v. friends x
- vi. gives x
- vii. helps x
- viii. useful x

### **IV. Fill in the blanks:**

- i. The farm animals are our \_\_\_\_\_.
- ii. The \_\_\_\_\_ gives us wool.
- iii. The bull helps to \_\_\_\_\_ the field.
- iv. The horse pulls the \_\_\_\_\_.
- v. The school is closed for \_\_\_\_\_ days.
- vi. We must be \_\_\_\_\_ to animals.

### **V. True or false.**

- i. The sheep guards the farm at night. -
- ii. The farmer takes the cart to the town. -
- iii. Monkey plucks fruits from the trees. -
- iv. Animals never help us. -
- v. Everyone looks at the horse and laughs. -

### **VI. Give one word answer.**

- i. Where do the little lambs sleep?
- ii. Where does the baby sleep?
- iii. Who guards the farm at night?
- iv. What does the farmer sell in town?
- v. What is the monkey putting in the basket?

### **VII. Make sentences-**

- i. friends-
- ii. milk-
- iii. field-

### **VIII. Jumbled words-**

- i. iefld-
- ii. owol-
- iii. rtca-

### **IX. Rhyming words**

- i. green-
- ii. rest-
- iii. dear-

### **X. Question answers-**

- Q1. Where do Mother, Father, Mani and Mini go for a picnic?
- Q2. How should we treat animals?
- Q3. What does the monkey do?
- Q4. What is the work of a farmer?

**Note-** The above exercises to be done in English note book.

**Summer Project-** I am Grateful...

Children will stick pictures of (person/thing) whom they are grateful to in this present situation of Covid 19. Write 5 sentence on any one of them. (N.B Work)


Std. - 1

Topic - APPLE


Work to be done : **Complete page 7**

as per instruction given in your drawing book.

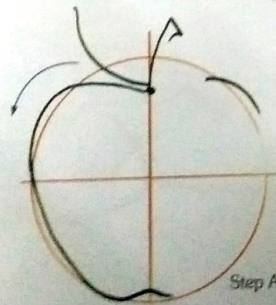
**DRAWING**



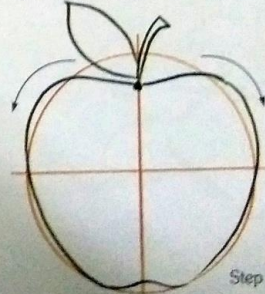
An apple a day, keeps the doctor away.  
Trace the outline of the given apple  
with black sketch pen and colour  
the picture with crayons.



➤ Following the steps A and B, draw and complete the picture of the apple with pencil yourself.



Step A



Step B

**Dr. Rachana Nair**  
**Director Academics**