

KERALA PUBLIC SCHOOLS
ACADEMIC YEAR 2021-22
HOME ASSIGNMENT



CLASS : I
DATE:22.03.2021 to 06.04.2021

SUBJECT	ASSIGNMENT
MATHS	<p>STD – 1</p> <p>Ch-1: Numbers up to 10 Textbook Work: Page No-7,8,9,10,11,12,13,14,15,16,17,18,19,20,21, Test Zone- PageNo22,23, Mental Maths: Page No:24 Notebook Work: Page No:9 Activity: Draw Caterpillar showing backward and forward counting1 to 10 (Page No:12)</p> <p>Ch-2: Addition up to10 Textbook Work: Page No:25,26,27,28,29,31,32,33,34,35, Test Zone: Page No:38,39 Mental Math: Page No: 40 Notebook Work: Page No:31,32,33,37 Activity: Using hand cutting of colourful paper show the addition facts of 10.</p> <p style="text-align: center;"><u>Work to be done in Maths Notebook</u></p> <ol style="list-style-type: none">1. $5 + 5 = \underline{\quad}$2. $3 + 0 = \underline{\quad}$3. Add Horizontally $5+2 = \underline{\quad}$4. Write the missing number $3 + \underline{\quad} = 8$5. $0 + 9 = \underline{\quad}$6. $4+7 = \underline{\quad}$7. $\underline{\quad} + 3 = 5$8. Add using Number line $7+3 = \underline{\quad}$9. $6 + \underline{\quad} =$10. Write number name of 1 to 1011. Count and write the missing number; $1 \underline{\quad} 3 \underline{\quad} \underline{\quad} \underline{\quad} 7 \underline{\quad} \underline{\quad} 10$12. Write backward number 10 to 1
SCIENCE	<p><u>Chapter- 7 Knowing your Body</u></p> <p>Read the chapter thoroughly</p>

Learn and write the words in notebook as mentioned below:

1. body	11. feel
2. walk	12. adults
3. legs	13. family
4. hands	14. children
5. sense organs	15. grandfather
6. eyes	16. grandmother
7. ears	17. smell
8. nose	18. touch
9. tongue	19. taste
10. skin	20. children

Page no:63: Join the dots in the picture below and label the parts. (to be done in the textbook.)

Let's Remember page no. 66(to be done in the textbook.)

Identify which sense organ is used in the following pictures



1. Eyes _____.



2. Ear _____.



3. Tongue _____.



4. Nose _____.

Let's Understand (to be done in the textbook).

I. Objective type questions.

A. Fill in the blanks with the correct words.

1. Our legs help us to walk.
2. Our hands help us to write.
3. There are five sense organs.
4. The nose helps us to smell.
5. The tongue helps us to taste.

B. Write T for the True and F for the False statement.

1. We do many different things using different parts of our body. T
2. We can feel the world only with our eyes. F

3. The ear helps us to feel and touch. F
4. The eyes helps to see. T
5. Adults grow up to become children. F

C. Choose the correct option:

1. Which of these do we do using our legs?

Ans. d. All of these

2. Which of these help us to eat and carry things?

Ans. b. Hands

3. Which of these is not a sense organ?

Ans. c. Hands and legs

4. We feel hot or cold with the help of our _____.

Ans. c. skin

5. What do we call grown up people?

Ans. a. Adults.

II. Very short answer type questions.

1. The body part that helps us to walk to school

legs

2. The body part that helps us to eat

hands

3. The body part that helps us to feel the world around us

skin

4. Children grow up to become this.

adults

III. Answer the following questions:

1. What are sense organs?

Ans: Sense organs help us to feel the world around us.

2. Name the five sense organs and what each one helps us feel.

Ans: The sense organs are eyes, nose, ears, tongue and skin.


- The eyes help us to see.
- The ears help us to hear.
- The nose helps us to smell.
- The tongue helps us to taste.
- The skin helps us to feel and touch.

3. Who are adults?

Ans: Children grow up to become adults.


Note: All the above exercises to be done in the notebook.

Activity- Draw or paste pictures of 5 sense organ in the Science notebook.




HINDI

Activity : केटरपिलर का चित्र बना कर उसमें स्वर वर्ण लिखें
1



पंचम वर्ण - फूल बना कर उसमे रंगीन पेंसिल से लिखें
1



बिना मात्रा वाले शब्द - चित्र चिपका कर या बना कर
उसका नाम रंगीन पेंसिल से
लिखें 1



हल



वक



खत



घर



तल

HINDI पाठ - वर्णमाला

दिये गए कार्य को उत्तरपुस्तिका में साफ एवं सुंदर लिखावट के साथ
बोलकर

लिखें 1

स्वर - अ से अः तक लिखें 1

व्यंजन - क से ज्ञ तक लिखें 1

चित्र देखकर नाम पूरा करें :-



नल



बतख



मटर



खत



घर

मिलान करें :-

सूरज



पेड़



किताब



साँप



ऊँट



वर्णों को जोड़ कर लिखें :-

ख + त = खत

फ + ल = फल

ज + ग = जग

छ + त = छत

ब + ल = बल

च + ल = चल

दो अक्षर वाले शब्द लिखें :-

कल , वक , ढक , तन , मन , टब , ठग , जल , धन , चल

पाठ :- दो अक्षर वाले शब्द

1) बॉक्स में दिये अक्षर से पूरा शब्द लिखिए [page no - 52

किताब में करें]

2) लिखें :- [page no - 51 किताब में करें]

3) दो अक्षर वाले शब्द [बोल बोल कर दो दो बार लिखें]

उत्तरपुस्तिका में करें -

वह	वह
घर	घर
चल	चल

डर	डर
सच	सच
नभ	नभ
फल	फल
कप	कप
जल	जल
दल	दल

ENGLISH

STD : I

LANGUAGE

TOPIC- CH6- This and That & These and Those.

I.Circle and write the correct word.

1. _____ (this / that) train over there is big.
2. _____ (this / that) train over here is old.
3. _____ (this / that) apple is good.
4. I don't know if _____ (these / those) oranges are sweet.
5. _____ (these / those) are my favorite boots.
6. _____ (this / that) is the first one to arrive.
7. _____ (these / those) people are new to the area.
8. Can you pass _____ (these / those) sheets around?
9. _____ (these / those) are the pencils I prefer.
10. _____ (this / that) place is taken already.

II. Fill in the blanks with this, that, these or those.

1. _____ are my grandparents, and _____ people over there are my friend's grandparents.
2. _____ building over there is the Chrysler Building.
3. _____ is my mobile phone and _____ is your mobile phone on the shelf over there.
4. _____ photos here are much better than _____ photos on the book.
5. Are _____ your pencils here?
6. _____ bottle over there is empty.
7. _____ bricks over there are for your chimney.
8. John, take _____ folder and put it on the desk over there.

Chapter 6 , Grammarland Book- This and That, exercises A -E to be done in the textbook with pencil.

Comprehension 1 Pg - 88 , Grammarland Book, to be done in the textbook with pencil.

N.B Activity – Ch -6 This and That + These and Those – Pictorial representation (minimum 5 pictures)

Note: All the above exercises to be done in English notebook.

LITERATURE BABY BEDS (POEM)

- Learn the poem Baby Beds (English Access)
- Draw the picture (Baby Beds)
- N.B Activity – Animals and their homes (5 animals). Refer pg -15 (E.A)

N.B.work.

I. Write the poem.

II. Word Bank

- i. lambs
- ii. little
- iii. sleep
- iv. meadow
- v. green
- vi. sheep
- vii. warm
- viii. lie
- ix. mother
- x. close

III.Synonyms

- i. meadow- a field with grass .
- ii. lamb- a young sheep.

II.Antonyms

- i. little x big
- ii. in x out
- iii. close x open
- iv. warm x cold

III.Rhyming words

- i. green - seen, lean
- ii. by - cry, fly
- iii. rest- best, nest
- iv. dear - year, near

IV.Give one word answer.

1. Where do the little lambs sleep?


Ans. The little lambs sleep in the green meadow.

2. With whom do the little lambs sleep?


	<p>Ans. They sleep with the mother sheep.</p> <p>3. Where do the little birds rest? Ans. The little birds rest in a warm nest.</p> <p>4. Where does the baby sleep? Ans. The baby sleeps with his mother.</p> <p>Note: All the above exercises to be done in English notebook.</p>
DRAWING	<p><u>Std. - 1</u></p> <p><u>Topic - PRIMARY COLOURS AND DRAW BIRD</u></p> <p><u>Work to be done : Complete page 3 and page 4</u></p> <p><u>as per instruction given in your drawing book.</u></p>

PRIMARY COLOURS

Primary colours are known as pure colour also as they cannot be made by mixing any other colour. Fill up the given boxes with oil pastels in Red, Yellow and Blue colour.



Birds fly high in the sky. Trace the outline of the given bird with black sketch pen and colour the picture with crayons.



Following the steps A and B, draw and complete the picture of the bird with pencil yourself.

