

KERALA PUBLIC SCHOOLS  
ACADEMIC YEAR 2021-22  
HOME ASSIGNMENT



CLASS : VII  
DATE:22.03.2021 to 06.04.2021

SUBJECT	ASSIGNMENT
MATHS	Chapter-1 Integers Ex-1(A), Ex-1(B), Ex-1(C) ,Ex-1(D) Chapter-2 Fractions Ex-2(A), Ex-2(B), Ex-2(C)
SCIENCE	<b>Chapter 1 - Nutrition in Plants</b> 1. Read the chapter thoroughly. 2. How do plants prepare their food? 3. Draw a labelled diagram of photosynthesis. 4. Other modes of nutrition in plants. 5. Replenishment of nutrients in soil. 6. Write the definition and key words given in the summary. <b>Chapter 1 - Nutrition in Animals</b> 1. Read the chapter thoroughly and underline important words and write it in your note book. 2. Draw human digestive system and nutritional process Known in Amoeba in White page (labelling should be on left hand with pencil and scale) 3. Write Key terms in notebook given at the end of the chapter 4. NCERT Solved questions and answers. NOTE: All the above exercises to be done in the Science notebook
HINDI	<b>NOTE: [सभी छात्र-छात्राएँ अपनी उत्तर पुस्तिका में लिखें]</b> <b>हिंदी साहित्य- पाठ : आत्मत्राण</b> 1. 'आत्मत्राण' कविता को पढ़कर उसके 10 कठिन शब्दों को चुनें और 3-3 बार अपनी उत्तर पुस्तिका में लिखें   2. 'आत्मत्राण' कविता पाठ से सभी शब्दार्थ अपनी उत्तर पुस्तिका में लिखें और कंठस्थ करें   3. निम्न प्रश्नों के उत्तर अपनी उत्तर पुस्तिका में लिखें   (क) कवि किससे और क्या प्रार्थना कर रहा है ? <b>उत्तर-</b> कवि ईश्वर से प्रार्थना कर रहा है  कवि परमपिता परमेश्वर से स्वयं को सामर्थ्यवान बनाने की प्रार्थना करता है (ख) दुख की घड़ी में कवि की क्या अपेक्षा है ? <b>उत्तर-</b> दुख की घड़ी में कवि की अपेक्षा है कि वह दुखों पर विजय प्राप्त कर सके और विपत्तिकाल में उसे धैर्यवान बने रहने की शक्ति दे   (ग) सहायक न मिलने पर भी कवि क्या प्रार्थना करता है ? <b>उत्तर-</b> कोई सहायक न मिले तो भी कवि की प्रार्थना है कि इस अकेलेपन की घड़ी में भी बल-पौरुष कम न हो और प्रत्येक बाधाओं को पार कर सके   (घ) सुख के दिनों में कवि ईश्वर का स्मरण किस रूप में करना चाहता है ? <b>उत्तर-</b> कवि सुख के क्षण में भी ईश्वर के समक्ष नत-मस्तक ही रहना चाहता है  वह ईश्वर के प्रति अपने कृतज्ञता का आभार सहज हृदय से करना चाहता है   4. निम्न शब्दों से वाक्य बनाएँ- विपदा, भय, बल, निर्भय, सहायक   <b>पाठ : मेरी तमिलनाडु यात्रा</b> 1. 'मेरी तमिलनाडु यात्रा' पाठ को पढ़कर उसके 10 कठिन शब्दों को चुनें और 3-3 बार अपनी उत्तर पुस्तिका में लिखें   2. 'मेरी तमिलनाडु यात्रा' पाठ से सभी शब्दार्थ अपनी उत्तर पुस्तिका में लिखें और कंठस्थ करें   3. निम्न प्रश्नों के उत्तर अपनी उत्तर पुस्तिका में लिखें   (क) तमिलनाडु कहाँ स्थित है? इसकी आकृति कैसी है ?

**Chapters included :**

**Language - Sentences , Nouns**

**Literature - Book1. (New Images)\_The Fog ( Poem ), Book2. ( New Voices ) The Surprise party**

**LANGUAGE**

**Topic – Sentences**

**DEFINITION :-** A sentence is a group of words that makes complete sense by itself.

**Few important Features a sentence should have :-**

1. A sentence consists of a group of words that makes complete sense.
2. It should begin with a capital letter.
3. It has a subject and a predicate for eg..

The birds are flying in the sky.

**SUBJECT      PREDICATE**

4. A Sentence ends with a full stop (.), a question mark (?) or an exclamation mark (!).

**THE PHRASE**

**DEFINITION :-** A group of words that makes sense but not complete sense is called a phrase.

- We cannot call any group of words a phrase. It should make some sense.

Examples: (a) played park the ( **not a phrase** )

(b) a good student ( **phrase** )

**Exercise** \* Q3&4 to be done as H.W in the notebook.

A (i) **Underline the phrases in the sentences .**

1. The garden was **full of red roses.**

2. She is always **in a hurry.**

ENGLISH

**PARTS OF A SENTENCE**

**DEFINITION :** Subject – It is that part of a sentence which tells us **who or what the sentence is about**

Predicate – It is that part of a sentence which tells us **something about the subject.**

**Exercise** \* Q 3 -10 to be done as H.W in the notebook.

B . Read the following sentences and identify as subject and predicate.

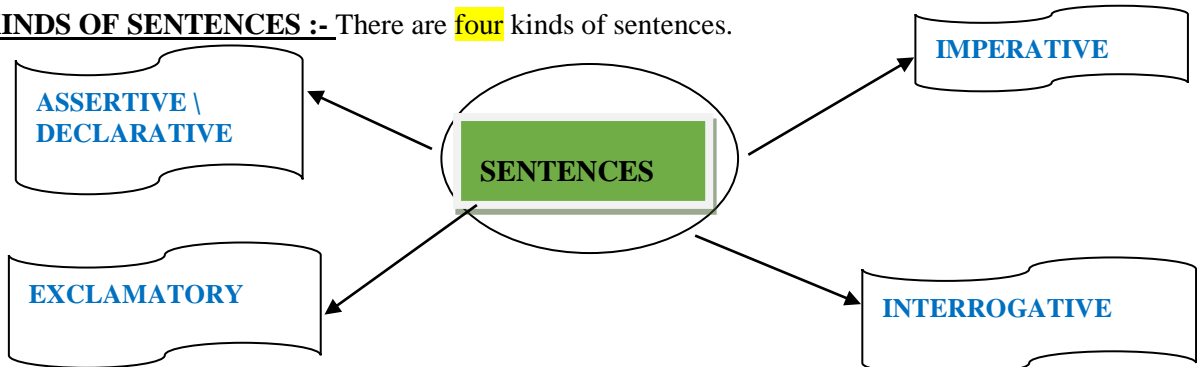
1. Mahi's batting was flawless in the final match.



2. Most parts of Africa are covered with Jungles.



**KINDS OF SENTENCES :-** There are **four** kinds of sentences.



**Exercise :-** \* Q 3 -10 to be done as H.W in the notebook.

**D. Tick (✓) the correct option to show what kind each sentence is .**

1. Come here. (command / advice / suggestion / request )

2. Please come immediately. (command / advice / suggestion / request )

**E. Change the following into interrogative sentences by rearranging the order of words.**

\* Q 4 -10 to be done as H.W in the notebook.

1. They are coming now – Are they coming now?
2. He is playing with them – Is he playing with them?
3. History is her favourite subject – Is History her favourite subject?

**F. Change the given assertive sentences into exclamatory sentences beginning with ‘what’ or ‘how’ and add the correct punctuation mark.**

\* Q 3 -10 to be done as H.W in the notebook.

1. He is an obedient child. – What an obedient child he is?
2. Shakespeare was a prolific writer. – What a prolific writer Shakespeare was?

**G. Rearrange the given words to form sentences as directed.**

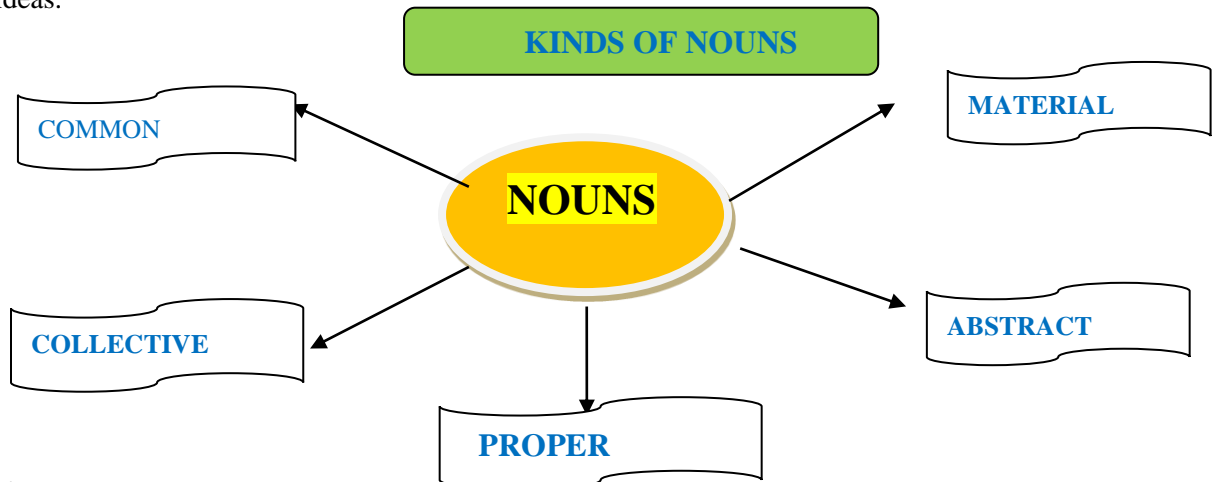
\* Q 3 -10 to be done as H.W in the notebook.

1. Sachin is playing not in the match .(negative) – Sachin is not playing in the match.
2. Come please here (request) – Please come here .

\* Question I – J to be done as H.W in the notebook.

**Topic – Nouns**

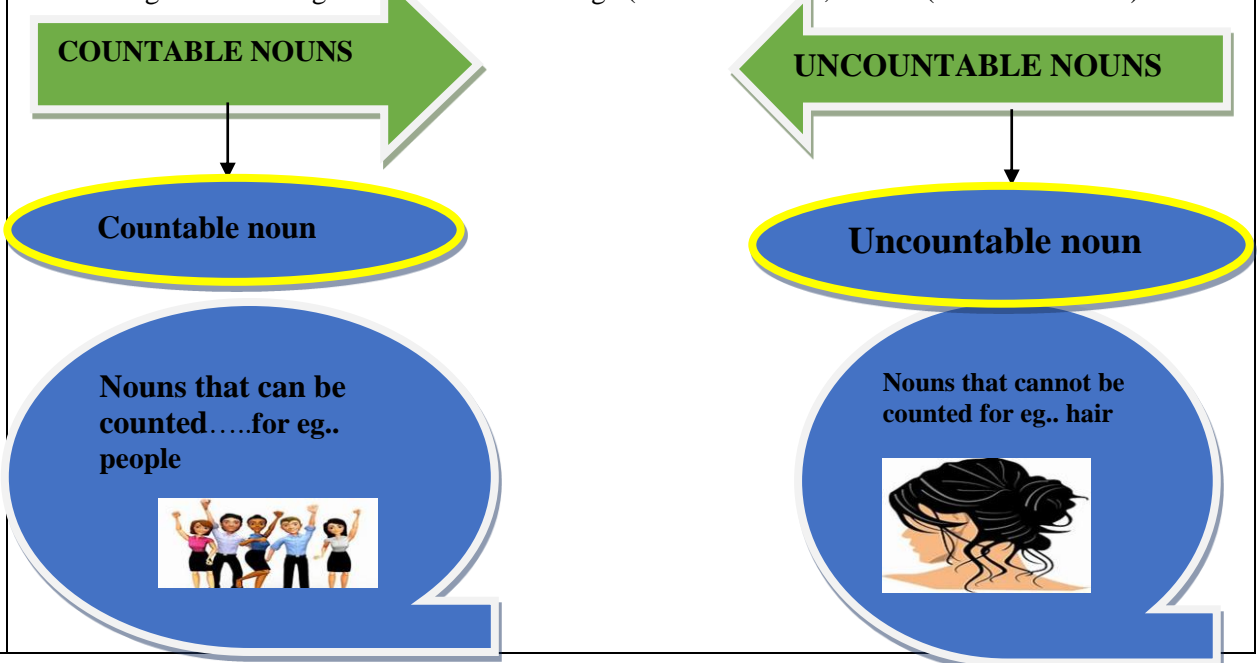
**DEFINITION :** A noun is the name of any person , animal, place ,thing, material and even emotion or ideas.



**A. Identify the different kinds of nouns and name them.**

\* Q 3 -5 to be done as H.W in the notebook.

1. Dhoni is a good batsman- Dhoni (Proper Noun) , batsman ( Common Noun )
2. He has a good knowledge of cricket. - knowledge ( Abstract Noun , cricket ( Common Noun )



**Identify the countable and uncountable nouns according to the context.**

**Exercise\*** Q 3 -10 to be done as H.W in the notebook.

1. His **knowledge** in **maths** is impressive.
  2. **Books** are distributed among the **children**.
- Kindly refer your **Englang** book for the examples of collective nouns, abstract nouns formed with the help of some common nouns.

**B. Fill in the blanks with the appropriate collective nouns.**

**Exercise** \* Q 4 -10 to be done as H.W in the notebook

1. The award ceremony was a **constellation** of stars since all the popular cricket players were present.
2. There was a long **queue** in front of the stadium before the India – Pakistan cricket match began.
3. Wherever Danish went a **litter** of puppies followed him.

**C. Fill in the blanks with noun form of the words given in brackets.**

**Exercise** \* Q 4 -10 to be done as H.W in the notebook.

1. The general's **bravery** has earned him many accolades. ( brave )
2. India gained **freedom** in the year 1947. ( free )
3. The **length** of the rope had to be 5m. ( long )

**LITERATURE**

**Topic – Book1. (New Images)-The Fog (poem)**



**About William Henry Davies** :- He was a poet and writer born in Newport, Wales. He was one of the most popular poets of his time. His poems are basically based on his own life and adventures. Some of his famous poems are Leisure and Rain.....

**Summary:-**

The poet finds himself in a fog which was so thick that he is disoriented and unable to find his way to home. He then met a man who promised to help him. Although the man was a stranger to the poet, he followed him as per his instructions. The man led him to a stone hut and asked the poet also to get in. He rapped to the stone walls and then the poet realized that the stranger who helped him was himself blind. The poet's blind faith on the stranger led him to reach his goals.

**Word- meanings :-**

- Write the word-meanings in your notebooks mentioned in the textbook.

**Antonyms:-**

- thick x thin
- tall x short

- heavy x light
- lost x found
- friend x foe
- front x back

**Synonyms:-**

- giant – enormous , massive
- friend – companion , partner
- lost – vanished , invisible

**Make sentences:-**

Make sentences from the following words given below  
ken , judgment , halted ,giant, lost

**Reference to the context:-**

*It clutched my throat, I coughed;*

*Nothing was in my head*

*Except two heavy eyes*

*Like balls of burning lead.*

(i) Whose throat got clutched?

**Ans** – The poet’s throat got clutched.

(ii) In the context of the poem Explain the lines It clutched my throat, I coughed.....?

**Ans** – The poet was uncomfortable due to the fog so his throat choked and he started coughing.

(iii) What do you mean by “clutched”?

**Ans** – “Clutched” means grasped tightly.

**Think and Answer:-**

(i) What are the various ways in which the fog makes the speaker uncomfortable?

**Ans** - The fog makes the speaker uncomfortable in different ways. It choked his throat and made him cough. It also made him confused and unable to find his way to home. It also made his mind blank.

(ii) The poem has certain mood to it. Think about how the various descriptions make you feel. Describe the mood and use synonyms of words used in the poem to create the mood.

**Ans** – The poem has been set in a mood where the poet was puzzled and could not find his way to home. He was helpless to think and decide which way to go.

The various descriptions in the poem made me feel the fog and recall my own experiences when I had seen fog during rainy seasons. Sometimes it did not let us to reach school on time.

The poet was in a mood to create an appropriate scenario of fog so he has used some synonyms also which created the real scene of fog like , black and thick , tall men and giant.

(iii) How do you know that the poet does not know his way home? Find the lines that give this information.

**Ans** – In the third stanza of the poem it is clearly mentioned that the poet does not know his way home. We can make out this from the line “That I could know no place; I lost all judgment then, of distance and of space.”

(iv) What are the poetic devices used in the poem?

**Ans-** The poetic devices used in the poem are personification and simile.

**Topic – Book -2 New voices ( The Surprise Party )**



**Summary:-**

This is the first chapter titled 'An unexpected Party' from the Hobbit. The story starts with Biblo hurrying towards the door after hearing the doorbell. He was expecting Gandalf but to his surprise a blue – bearded dwarf named Dwalin appears before him. Biblo is flustered, but invites Dwalin inside for tea. A little later he hears another knock on the door, and find another dwarf, Balin – Dwalin's brother. Again he invites Balin to come in .In this manner, he lets a total of thirteen dwarves into his house. All the thirteen dwarves ask for food and Biblo is greatly annoyed yet he serves them with patience. Later the dwarves and the wizard clean out Biblo's pantry finally settling down to discuss their business. The dwarves play music and sing of the dwaves, of the past. Who lived in a great hall beneath the mountain? Dragon attacked the dwarves and drove them away from their home, and now they quest to reclaim their house and treasure.

**Word- meanings :-**

- Write the word-meanings in your notebooks mentioned in the textbook.

**Antonyms:-**

- dwarf x giant
- uninvited x invited
- expected x unexpected
- behind x ahead
- enormously x moderately

**Synonyms:-**

- polite – courteous , well-mannered
- surprise – astonish , amaze
- beautiful – attractive , pretty
- ran – dashed , rush

Make sentences with the following words given below:

frails , ire , stumped-off , wits , surprised

**Reference to the context:-**

***1. The poor little hobbit sat down in the hall and put his head in his hands and wondered what had happened, and what was going to happen, and whether they would all stay to supper.***

- (a) Who was 'the poor little hobbit' ?

Ans – The poor little hobbit was Bilbo Baggins.

- (b) Who does 'they' refer to here?

Ans – They refer to dwarfs here.

- (c) Why did the hobbit put his head in his hands?

Ans – The hobbit put his heads in his hands as he was not used to having so many people in his house .All the dwarfs were unexpected visitors and before he could do anything about it, they had already made themselves comfortable in his house.

***2. 'Dwalin at your service !'he said with a low bow.***

- (a) Who was Dwalin ?

Ans – Dwalin was a first dwarf to arrive at Bilbo's house. He had a blue bearded tucked into a golden belt.

- (b) Where was Dwalin when he said this ?

Ans – Dwalin was standing at the door of Bilbo's house.

- (c) Who is he addressing here ? How did the listener react ?



Ans- He is addressing Bilbo Baggins here. The listener was not expecting Dwalin but Gandalf, so he was surprised at this unexpected visitor.

3. ***'Of course !' said Thorin . and after .We shall not get through the business till late ! But we must have some music first .***

(a) Who was Thorin?

Ans – Thorin was in an enormously important and a proud dwarf.

(b) Why did he say 'of course' here?

Ans- Thorin said, 'of course' in response to Bilbo's question whether all the dwarfs would stay for supper at his place.

(c) What business was he talking about?

Ans – Thorin and the other dwarves wanted to get rid of the dragon that had been plundering the caves of the dwarves. They wanted to discuss the plan of action. Hence, Thorin called it as business which had to be sorted.

**Answer these questions :-**

1. In what manner did Dwalin enter Bilbo's house?

Ans- When Dwalin arrived at Bilbo's place he was not invited and Bilbo was expecting Gandalf. But on his arrival, he pushed himself inside Bilbo's house, just as if he had been expected.

2. Why did Bilbo invite Dwalin to stay for tea? What does it reveal about him?

Ans – When Dwalin pushed himself inside Bilbo's house, he could not do much but invite Dwalin for tea. There was an awkward silence between the two and in order to overcome that, Bilbo decided to ask him for tea. It shows that he was polite in nature.

3. What did Kili say after he entered the house?

Ans – After Kili entered Bilbo Baggins' house, he introduced Fili. They both took off their blue hoods and bowed. Then they said that they would be joining the throng.

4. What did the dwarves discuss as they sat on the table?

Ans – That the dwarves sat around the table and discussed about mines and gold, travels with the goblins and threat of dragons and many other things which Bilbo Baggins did not understand.

5. Why didn't Bilbo want to understand what the dwarves talked about?

Ans- Bilbo did not want to understand what the dwarves talked about as he was not fond of any adventure and the dwarves sounded too adventurous for him.

6. What did Gandalf order Bilbo to do once he arrived?

Ans- Gandalf arrived with Thorin in the end. Once he was at Bilbo's place, he asked him to cook a few eggs and get the cold chicken.

7. What effect did the dwarves' song have on Bilbo? What is revealed about the dwarves in this song?

Ans- As Bilbo heard the song, he felt the love of beautiful things made by hand. Then something woke up inside him and he wished to go and see the great mountains, and here the pine trees and explore the caves. The song represents the agony of the dwarves as they had their home and wealth, stolen from them. The dwarves are without a home, without their birth right and must go on an adventurous quest to get it back and implication is that Bilbo could choose to leave his own home and go on the quest.

8. Why aren't the dwarves in possession of their treasure? How does this make them feel?

Ans- Rusty the dwarves aren't in possession of their treasure as their caves have been plundered by Smaug, the dragon. This makes them feel sad but hopeful. The song sung by them is indicative that they want to fight back, defeat the dragon and get their Lost treasure back.

9. How did Bilbo feel about all this unexpected company? Give examples from the text to support your answer.

Ans- Bilbo was not particularly happy about the unexpected company. Various instances in the chapter

indicates the same. For instance, ‘What would you do if an uninvited dwarf came to visit without a word of explanation?’ ‘Thong thought Mr. Baggins. ‘ I don’t like the sound of that, He sat in a corner trying to connect his wits . For this sounded much too adventurous, the poor little Hobbit sat down in the hall and put his head in his hands he pulled open the door with a jerk and more dwarfs, as the Hobbit stumped off to the kitchen, by the time Bilbo had got all the dishes and he said aloud , ‘why don’t they come and lend a hand ?’ I suppose you will all stay to supper? He said in a polite and expressive tone.

- Kindly follow the assignment given and write it neatly in the notebook.

Geography Ch.2  
Inside Our Earth

**SOCIAL  
STUDIES**

1. Read the chapter, underline the difficult words and find the meanings.

2. Write the glossary and learn them

3. Do the exercise: Choose the correct option.

4. Match the following and fill in the blanks

5. Ex D: Write the short answer questions. ( q. no, 1 to 6)

Q i. Name the three layers of the Earth.

A. Crust, mantle and core (outer core and inner core) are the three layers of the Earth.

Q ii. What are tectonic plates?

A. Earth’s crust is broken into several rock plates that float like iceberg or rafts on the upper mantle is called tectonic plates.

Q iii. Name the three types of rocks.

A. Igneous rocks, sedimentary rocks and metamorphic rocks.

Q iv. What is asthenosphere ?

A. The upper layer i.e., the layer of the inner Earth where the crust begins to melt into the mantle remains in molten state is called asthenosphere.

Qv. Write any three uses of rocks and minerals.

A. a. Rocks are widely used for construction purposes.

b. Precious stones are used for making jewellery.

c. Some rocks are used as fuels such as coal, natural gas and petroleum.

Q vi. What are the characteristics of metamorphic rocks?

A. a. Metamorphic rocks do not erode (corrode, destroy) easily and are weather resistant.

b. They are found on the Earth’s surface when the movement inside the Earth brings them up.

6. Ex E: Write the long answer question. (q. no. 1 to 4)

Q i. Explain the different types of rocks with examples.

A. Pg. no. 190, 191 & 192.

Q ii. Differentiate between mantle and crust.

A. Pg. no. 188 & 189.

Q iii. Write a short note on rock cycle. Also, represent it diagrammatically.

A. Pg. no. 192.

Q iv. Write the features of sedimentary rocks

A. Pg. no. 191.

6 . Draw and label continental crust and oceanic crust.



NOTE: All the above exercises to be done in the Geography notebook.

Class -VII  
Chapter- Our Environment

Read the chapter thoroughly and underline the key words. Write the following questions and answers in your note book.

I. Very Short Answer Type Questions

Question 1. What is the environment?

Answer: Everything that we see in our surroundings forms environment. It is our basic life support system. It provides us air, water, food, and land—the basic needs of our life.

Question 2. What are the basic components of the natural environment?

Answer: The basic components of the natural environment are—land, water, air, plants and animals.

Question 3. What does the lithosphere provide us?

Answer: Lithosphere provides us forests, grasslands for grazing land for agriculture and human settlements. It is a rich source of minerals.

Question 4. Name different types of water bodies.

Answer: Rivers, lakes, seas, oceans, etc.

Question 5. How is the atmosphere important for us?

Answer: The atmosphere protects us from the harmful rays and scorching heat of the sun.

II. Short Answer Type Questions

Question 1.

Write a note on the lithosphere.

Answer: The lithosphere is the solid crust or the hard top layer of the earth. It is made up of rocks and minerals. It is covered by a thin layer of soil. It is an irregular surface with various land forms such as mountains, plateaus, deserts, plains, valleys, etc. The lithosphere plays an important role in our life. It provides us forests, grassland for grazing, land for agriculture, and human settlements. It is also a treasure of various minerals.

Question 2. Give an account of the atmosphere.

Answer: Atmosphere is the thin layer of air that surrounds the earth. It is made up of various gases such as oxygen, nitrogen, carbon dioxide, dust particles and water vapor. The gravitational force of the earth holds the atmosphere around it. It protects us from harmful rays and scorching heat of the sun. The changes in the atmosphere produce changes in the weather and climate.

Question 3. What do you understand by the term “Ecosystem”?

Answer: Ecosystem: An ecosystem is formed by the interaction of all living organisms with one another and with the physical and chemical factors of the environment in which they live. All are linked by transfer of energy and material. They are interdependent.

Question 4. Define the term ‘Biosphere’.

Answer: Biosphere: Plants and animals found in the narrow strip at the junction of lithosphere, atmosphere and hydrosphere together make biosphere.

Question 5. Define natural environment. What are its domains?

Answer: All the objects created by nature comprise of natural environment. It includes both biotic as well as abiotic condition existing on earth. Lithosphere, hydrosphere, atmosphere are the domain of natural environment

Long Answer Type Questions

Question 1. Give an account of various domains of the environment.

Answer: Various domains of the environment are:

Lithosphere

Atmosphere

Hydrosphere

Biosphere

It is the solid crust or the hard top layer of the earth. It is made up of rocks and minerals and covered by a thin layer of soil. It provides us forests, grasslands, and land. It is a source of mineral wealth.

It is the thin layer of air that surrounds the earth. The gravitational force of the earth holds the atmosphere around it. It protects us from harmful rays and scorching heat of the sun. It consists of various gases, dust, and water vapour.

It refers to various water bodies such as rivers, lakes, seas, oceans, etc. that exist on the earth.

The biosphere or the living world is comprised of plant and animal kingdom. It is a narrow zone of the earth where land, water, and air interact with each other to support life.

Question 2. Give an account of the different layers of the atmosphere.

Answer :Our atmosphere has five different layers. They are:

1. Troposphere: This is the most important layer of the atmosphere with an average height of 13 km from the earth. It is in this layer that we find the air that we breathe. Almost all the weather phenomena such as rainfall, fog and hailstorm occur here.
2. Stratosphere: This layer extends up to a height of 50 km. It presents the most ideal condition for flying airplanes. It contains a layer of ozone gas which protects us from the harmful effect of the sun rays.
3. Mesosphere: This layer extends up to a height of 80 km. Meteorites bum up in this layer on entering from the space.
4. Thermosphere: In this layer, the temperature rises very rapidly with increasing height. The ionosphere is a part of this layer. It extends between 80-400 km. This layer helps in radio transmission. Radio waves transmitted from the earth the reflected back to the earth by this layer.
5. Exosphere: It is the uppermost layer where there is very thin air. Light gases such as helium and hydrogen float into space from here

Question 3 What are the adverse effects of human activities on the environment?

Answer The human activities that adversely affect the environment are -

- a) Inappropriate disposal of harmful industrial wastes into water bodies makes the water unfit for the survival of aquatic plants and animals.
- b) Deforestation leads to soil erosion.
- c) Increase in the number of floods,droughts,landslides
- d) Excessive use of chemical fertilisers leads to soil acidification.

**CHAPTER-1 Advance Feature of Excel 2013**

1. Read the chapter carefully.
2. Go through the technical terms given at the back
3. Do the objectives on your own in your n.b.

**A. Answer the following questions :-**

1. Which feature of Excel would you use to create the list of numbers 1700, 1701,1702...1749 in cells A1:A50 ?

Ans. The AutoFill feature of Excel allows you to fill a range of cells with a series of data without actually typing it.

2. How will you add a list of your five friends in Custom Lists ? Explain any one method.

Ans. To import a list of items, do as follows:-

- In a worksheet, type the name of your five friends in a list. Then select the list.
- Click the FILE tab and in the menu, click Options. The Excel Options dialog box appears.
- In the left pane of the dialog box, click Advanced, and then under General, click the Edit Custom Lists... button.

3. What is Flash Fill? Explain with an example.

Ans. : The Flash Fill feature is a new feature in Excel 2013. It recognizes the data fill pattern in a

**COMPUTER**

worksheet and fills the remaining series accordingly. For example, to understand Flash Fill , Consider the worksheet shown in Fig 1.14, consisting of First name, Middle name, Last name and Full name. The full name column would have data that is a combination of the other three columns.

➤ Enter Anushka K. Jain in cell D2.

➤ In cell D3, start entering the first name Divya. S you do, the Flash Fill logic suggests a series of values to fill in cells D3:D5.

➤ Press enter to except the suggestions.

4. A worksheet has data fields – Subject and Marks. How will you sort the data in descending order of marks ?

Ans. : Consider a table of employees with their designation and salaries. In this example, we will use sorting to arrange the data in descending order of salary.

i. Select a cell in the column according to which you want to sort the data. Here, select a cell in column D, say D2.

ii. The command for sorting is available at two places in Excel :-

- Click the HOME tab. In the editing group, click the Sort & Filter button . A list of commands appears. Click Sort smallest to largest for descending order .

- The same commands are also available on the DATA tab in the Sort & Filter group.

iii. Click the descending order option( using either of the two ways) and the worksheet will be sorted in descending order of salary.

5. What is Conditional Formatting?

Ans. Conditional Formatting is a feature that allows you to set a cell’s format according to the conditions you specify. For example, using Conditional formatting, you can display numbers in a particular color depending on whether they are greater than, equal to, or less than a certain value.

6. How will you remove the conditional formatting applied to cells A1:E5 ?

Ans. : To clear conditional formatting, click Clear Rules in the Conditional Formatting drop down menu. A submenu appears when the two options: Clear Rules from Selected cells and Clear Rules from Entire sheet. Select the preferred option.

7. A worksheet has data fields – Roll No and Total Marks, of 10 students in the cell range A1:B11. The first row is the header row. How will you display only those rows where Total Marks obtained by a student is greater than 250?

Ans.: This is another manner of applying conditional formatting in Excel. In the given worksheet, we want rows with total marks greater than 250 to be colored blue. The steps would be:-

➤ Select the range A2:E6 in the worksheet.

➤ Click New Rules in the Conditional Formatting drop-down menu.

➤ In Format values where this formula is true, type ‘=’ and then click a cell in the Total column, say E2. Delete the dollar sign (\$), before the row number and type ‘>250’ after E2.

➤ Click Format. The Format cells dialog box appears.

➤ Click the Fill tab. Choose blue as the background color and click Ok.

You will see the new Formatting Rule dialog box appears again. Click OK. The rows with total marks greater than 250 will now have a blue background.

8. How will you remove the Filter button applied to the column heading?

Ans.: ➤ Select Clear in the Sort & Filter menu in the Editing group on the Home tab.

➤ Click Clear in the Sort & Filter group on the DATA tab.

➤ Click the arrow next to Designation and select clear filter from “Designation” or Select All in the drop-down menu.

**SHORTCUT KEYS :**

	<ol style="list-style-type: none"> <li>1. Ctrl+N : To open a new document</li> <li>2. Ctrl+O : To open a document</li> <li>3. Ctrl+W : To close a document</li> <li>4. Ctrl+S : To save a document</li> <li>5. Ctrl+F : To find a text</li> <li>6. Ctrl+H : To replace text</li> <li>7. Ctrl+G : Go to a page</li> <li>8. Ctrl+Z : Undo last action</li> <li>9. Ctrl+Y : Redo last action</li> <li>10. Ctrl+P : Print a document</li> <li>11. Ctrl+X : Cut selected text</li> <li>12. Ctrl+C : Copy selected text</li> <li>13. Ctrl+V : Paste text</li> <li>14. Ctrl+A : Select entire document</li> <li>15. Alt+F4 : Close application</li> <li>16. Ctrl+I : Make a text Italic</li> <li>17. Ctrl+B : Make a text Bold</li> <li>18. Ctrl+U : Underline a text</li> <li>19. F12 : To open the Save as dialog box</li> <li>20. ESC or C : To cancel Print or Layout Preview</li> </ol> <p><b>FULL FORMS :</b></p> <ol style="list-style-type: none"> <li>1. VIRUS – Vital information resources under seize</li> <li>2. WORM- Write once read many</li> <li>3. BIT- Binary digit</li> <li>4. LISP – Locator Identifier Separation Protocol</li> <li>5. Basic – Beginners All Purpose Symbolic Instruction Code</li> <li>6. CD – Compact Disc</li> <li>7. DVD – Digital Versatile Disc</li> <li>8. MPEG – Moving Pictures Experts Group</li> <li>9. LCD – Liquid Crystal Display</li> <li>10. LED – Light Emission Diode</li> <li>11. USB – Universal Serial Bus</li> <li>12. UPS – Uninterrupted Power Supply</li> <li>13. VDT – Visual Display Terminal</li> <li>14. AI – Artificial Intelligence</li> <li>15. IT – Information technology</li> <li>16. BIOS – Basic Input Output system</li> <li>17. CUI – Command User Interface</li> <li>18. GUI – Graphical User Interface</li> <li>19. RAM – Random Access Memory</li> <li>20. ROM – Read Only memory</li> </ol>
--	---

<b>G.K</b>	<p><b><u>SACRED PLACES</u></b></p> <ol style="list-style-type: none"> <li>1. A Sikh temple built by Guru Arjan Dev in Amritsar. <b><u>Golden Temple</u></b></li> <li>2. An Islamic shrine in Mecca believed to have been built by Abraham and his son Ishmael; on oblong structure in the quadrangle of the great mosque. <b><u>Kaaba</u></b></li> <li>3. This Roman Catholic Church in Vatican City took more than 100 years to build. It's designed by Michelangelo. <b><u>Saint's Peter Basilica</u></b></li> <li>4. The former palace of the Dalai Lama in the capital of Tibet, Lhasa. <b><u>Potala Palace</u></b></li> </ol>
------------	--

5. Located in Yangon, Myanmar, this is considered the most sacred pagoda in Myanmar. It is said to contain the hair of the Buddha. **Shwedagon Pagoda**
6. England's most important pilgrimage destination. **Canterbury**

### **TRIBES AND CULTURES**

1. It is the oldest and largest tribe of South Asia belonging to the race of pre-Aryans. They have a 'bow and arrow' and sword. **Bhils**
2. A major attraction of the carnival is the dancers wearing masks and colorful costumes dancing to the beats of drums and music. **Carnival in Rio de Janeiro**
3. It is beautiful artistic Hawaiian traditional dance. It is a religious dance performed mostly by women to worship and appease the deities. **Hula**
4. It is a picturesque traditional folk dance of Rajasthan in India and some southern parts of Asia. It is performed by women on festive occasion and other auspicious events like marriage. **Ghoomar**
5. It is the native tribe Amazon region in South America. On different occasions this tribals paint their faces with various designs. **Desana Tribe**

### **INNOVATIVE INVENTIONS AND BREATHTAKING DESIGNS(pg no: 8-9)**

1. The Apple II c Personal Computer was the first tested user-friendly computer. With the idea of a clean, sophisticated design and scaling down of components, along with Apple, was able to engineer a modern and easy-to-use product that was immediately copied by competitors. **1976**
2. Coca-Cola intended to manufacture a bottle that could be easily identified by shape alone. In 1916, Root Glass company designed the 6.5-ounce Glass bottle, inspired by the gourd-shaped coca pod that we are familiar with today. **1916**
3. Zippo lighters gained a lot of popularity in the military, primarily during World War II. Initially the lighter was made of brass. **1933**
4. Despite the denim fabric being invented a while back, jeans as we know them today were not invented until this year, when Jacob Davis and Levis Strauss designed the first pair out of denim with strategically placed, reinforced copper rivets to prevent ripping. **1873**
5. The Angel poise lamp, also known as the architect lamp, or the task lamp, is a must for most people who do desk work. **1932**
6. Launched in 1976, the JC Penny coffee maker was one in a series of products that brought high-quality, Modern design to the mass market, beside known competitors Braun. **1982-1985**
7. The iPhone has been a pioneer of cell phones. It has adopted basic items with simple objectives of placing and receiving phone calls and has now boomed into a hub of all electronic communication. **2007**
8. The invention of the safety pin is a story of caution. In the order to repay a \$15 bet, Walter Hunt designed fastening pin out of copper wire and a clasp to hold the end of wire . **1849**
9. Chemist and physicist sir James Dewar invented the vacuum flask. **1892**
10. By sticking cotton balls on either end of a tooth pick, Leo Gerstenzang developed the cotton swab that has become so widespread in its use today . Nowadays it is famously referred to as the Q-tip. **1920**

Adolescent Poets Across Time(Pg no:10-11)

1. After witnessing numerous male peers being rejected by cute girls on the elementary playground, 9- year old **Alec Greven** came up with How to talk to girls in 2008 as a self- guide for his friend and even older guys can apply his basic pick- up advice. The book became a New York Times bestseller, and includes such trips as combing your hairs.

**2. Dorothy Straight** was an adorable 4- years old when she took the initiatives of creating How the World Began as a gift to her grandmother back in 1962. However, her parents loved it and decided to seek out a publisher for the book.

**3. Alexander Pope** was a child prodigy, composing epics and translating major works by the time he reached his early teens. He published his masterpiece, Ode to Solitude, at a age 12, which is now included in most anthologies of his work.

4. Though she kept mostly to herself, she always loved to read, but was not satisfied with the selection of stories for young adults. Consequently, she began drafting The Outsiders at the tender age of 15 while still in high school. **S.E Hinton**

5. The **Guptara Twins** created the first draft of their novel, Conspiracy of Calypsia , by the age of 11, and by the age 17 that novel had topped the bestseller list. They transformed the success of the first fantasy work into a 2000-page trilogy, earning the twins a place among the “100 Most Important Swiss”

6. Despite having written her story in 1885 at the age of 4, **Daisy Ashford** is most well-known for The Young Visitors ,which she concluded at the age of 9. The manuscript was gradually published in 1919 and has even kept her childlike diction intact.

7. Six-years-old **Christopher Beale** polished off his first novel .This and Last Season’s Excursions, over lunch when his mother asked him to write her a story. The 1500-word, five chapters tale about a boy his stuffed animals nabbed him the Guinness World Record for youngest child author.

**SANSKRIT**

Pg 12 सर्वनाम के सारे संस्कृत शब्दों के अर्थ याद करें।

Ex1 ख) लिखसि (ग) स्पृशावः (घ) क्रीडामि पठथ (च) भ्रमथः

Ex4

आवाम चित्रं पश्यामः।

त्वं कुत्र धावसि ?

त्वं बालकः असि।

यूयं जलं पिबथ।

उद्याने पुष्पम विकसति।

Ex 5 उत्तर

लिखसि

ख) नमामः

ग) पिबथ

घ) हसावः

अस्मि

च) वदति

Ex6

क) मैं गायक हूँ। (ख) तुम अच्छा नृत्य करते हो।

ग) हमलोग यहाँ ठहरते हैं। (घ) तुम सब कहाँ खेलते हो।

हमदोनों दो लड्डू कहते हैं। (च) शोभा माला गूंथती ह

अभ्यासिनी pg 14

Ex3 उत्तर

ख)उत्तमा: (ग) दूषितम (घ) श्वेतम प्राचीना:

Ex4 उत्तर

ख) एष सभा विशाला अस्ति।

ग)काकः कृष्णः भवति।

घ)हिमालयः पर्वतः विशालः अस्ति।

पितामहः उत्तमं कथाम वदति।

**How to Draw**

Use sharp pencil to create dark tones while finalising the picture. Use of rubber increases the highlights of the triangular shapes and make the picture look beautiful.

**Step 3**

Shade the picture given below with 4 B and 6 B pencils.

**DRAWING**

[VII / 13]