

KERALA PUBLIC SCHOOL
ACADEMIC YEAR 2020-21
HOME ASSIGNMENT



CLASS-LKG
DATE-20.01.21

SUBJECT

ASSIGNMENT

MATHS

Instructions to be followed:

- Revision of numbers 0 to 50 orally.
- Revision of numbers 0 – 50 in the rough (square) notebook.
- Always remember to leave a line while writing the numerals.
- According to the weather, the child has to draw the following on top of the date towards the left margin.

sunny



cloudy



rainy



- Write the C.W or H.W below the date.
- The child has to write the numerals in the correct formation as shown in the notebook work.

NOTE: The parent has to make the child do the work in front of them following each instruction very seriously or else the work will be dirty and will not be as expected. Please let the child complete the work on their own. Parents are requested to supervise their work and help in explaining whatever required but please don't write for them.

DAY 1

**PAGE. NO 152 TO BE
DONE IN THE TEXT
BOOK**

DAY 2

**PAGE NO. 153 TO BE
DONE IN THE TEXT
BOOK**

DAY 3

**PAGE NO.154 TO BE
DONE IN THE TEXT
BOOK**

DAY 4

**PAGE NO. 155 TO BE
DONE IN THE
TEXTBOOK**

DAY 5

**PAGE NO. 156 TO BE
DONE IN THE
TEXTBOOK**

DAY 6

**PAGE NO.157 TO BE
DONE IN THE
TEXTBOOK**



DAY 7

**PAGE NO. 158 TO BE
DONE IN THE
TEXTBOOK**

DAY 8

**PAGE NO.159 TO BE
DONE IN THE
TEXTBOOK**

Date _____
Page _____

Write numbers 1 - 50

T	O	T	O	T	O	T	O	T	O
1		1	1	2	1	3	1	4	1
2		1	2	2	2	3	2	4	2
3		1	3	2	3	3	3	4	3
4		1	4	2	4	3	4	4	4
5		1	5	2	5	3	5	4	5
6		1	6	2	6	3	6	4	6
7		1	7	2	7	3	7	4	7
8		1	8	2	8	3	8	4	8
9		1	9	2	9	3	9	4	9
1	0	2	0	3	0	4	0	5	0

Teacher's Signature.....

DAY 9

NOTEBOOK WORK

DAY 10

Match the Number Names (1-10)

One

1

two

6

three

2

six

3

nine

9

seven

10

five

7

ten

5

DAY 11

Write Number Names (1-10)

1 - one

10 - ten

2 - two

3 - three

4 - four

5 - five

6 - six

7 - seven

8 - eight

9 - nine

DAY 12

Draw the number asked for


10 →




6 →



8 →



5 →



DAY 13

What Comes Before

— 20

— 10

— 18

— 7

— 15

— 5

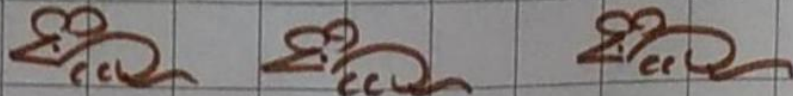
— 11

— 3

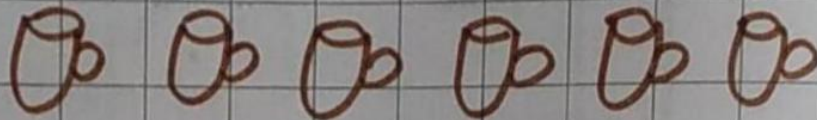
DAY 14

Colour the Number Asked for


2



4



3



1



DAY 15




Write Backward Counting 30 - 1

T	O	T	O	T	O
3	0	2	0	1	0
2	9	1	9		9
2	8	1	8		8
2	7	1	7		7
2	6	1	6		6
2	5	1	5		5
2	4	1	4		4
2	3	1	3		3
2	2	1	2		2
2	1	1	1		1

**KERALA PUBLIC SCHOOL
ACADEMIC YEAR (2020 – 21)
HOME ASSIGNMENT**

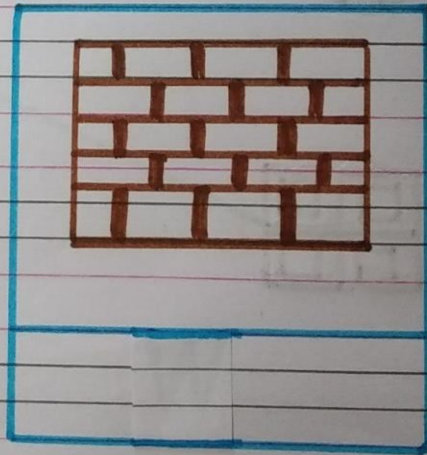


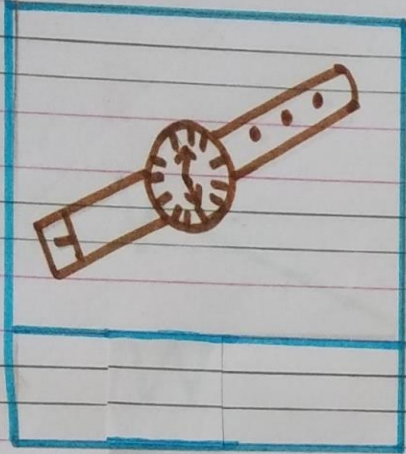


CLASS – LKG

SUBJECT	ASSIGNMENT
ENGLISH	<p>Instruction to be followed:-</p> <ul style="list-style-type: none">• Revision of ALPHABETS (Aa –Zz)• Remember to leave space when writing the alphabets.• According to the weather, let the child draw the following on top of the date toward the left margin. <p>SUNNY </p> <p>CLOUDY </p> <p>RAINY </p> <ul style="list-style-type: none">• Write C.W or H.W below the date.• The child has to write the alphabets in the correct pattern as taught in the class. <p>NOTE: The parent has to make the child do the work in front of them following each instruction very seriously or else the work will be dirty and will not be as expected. Please let the child complete the work on their own. Parents are requested to supervise their work and help in explaining whatever required but please don't write for them.</p>

Day 1


Write the sounds that the pictures begin with.



Day 2

Write the missing sounds

6 si _



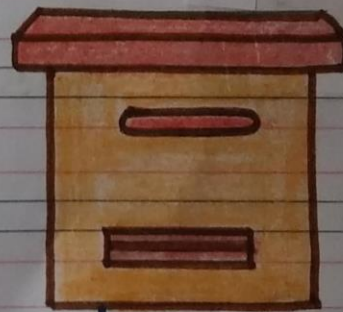
a _ e



mi _



fo _



bo _

Day 3

Write What Comes After

Aa _____

Ww _____

Cc _____

Yy _____

Ee _____

Gg _____

Ii _____

Kk _____

Mm _____

Oo _____

Qq _____

Ss _____

Uu _____

Day 4

Write What Comes Between

Aa _____ Cc | Mm _____ Oo

Dd _____ Ff | Pp _____ Rr

Gg _____ Ii | Ss _____ Uu

Jj _____ Ll | Vv _____ Xx

Day 5

Complete the line

a

f

k


p

u


z

Day 6

Name the Objects :-



-



-



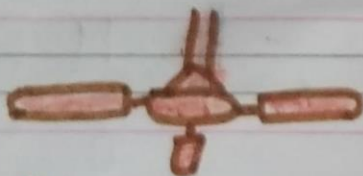
-




-



-



-




Day 7

Circle the Correct Word




cat

rat



mop

top



bat

mat



mug

jug



cap

map

Day - 8

One

Many




cup

cups





bat

bats




bug

bugs



egg

eggs



bell

bells



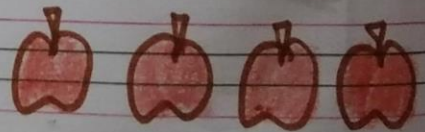
hat

hats



apple

apples



Day 9

Fill in the blanks with He/She



1.

_____ is Molly.



2.

_____ is Aman.



3.

_____ is Lucy.



4.

_____ is John.

Day - 10

Date _____
Page _____

Write Aa - Zz

Aa Bb Cc Dd Ee

Ff Gg Hh Ii Jj

Kk Ll Mm Nn Oo

Pp Qq Rr Ss Tt

Uu Vv Ww Xx Yy


Zz

Day - 11


Date _____
Page _____

One


Many

 ball - _____




 cap - _____




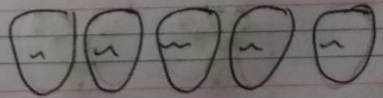
 pen - _____



 apple - _____



 egg - _____




Day - 12

Fill in the blanks with 'These' or 'Those'




_____ are balloons.

_____ are kites.



_____ are chocolates.

_____ are cup cakes.



_____ are grapes.

_____ are bananas.



Day - 13

Date _____
Page _____

Write the missing sounds

bo _



_ ug



z _ p



_ nt



_ at



_ ix




Day - 14

Date _____
Page _____

Name _____ the pictures





















Page _____

Fill in the blanks with He/She



1.

_____ is Molly.



2.

_____ is Aman.



3.

_____ is Lucy.



4.

_____ is John.

Day - 15

Date _____
Page _____

Match the capital to the small letters.

Q

z

X

x

Z

q

V

w

W

v

Y

j

J

y

G.A ORALS

Instructions to be followed:

Make your child learn the following topics .

Do not make them write .

Do lot of oral drilling .

Learn from the following Page numbers given.

Ch- 20 At the Park(Page no-22)

Ch-21 At the Circus(Page no-23)

Ch- 22 Toys (Page no-24)

Ch-23 Opposites(Page no-25)

Dr.Rachana Nair

Director Academics

