




**KERALA PUBLIC SCHOOLS
ACADEMIC YEAR (2020-21)
HOME ASSIGNMENT**

CLASS: NURSERY

DATE: 13.12.2020 to 27.12.2020

SUBJECT	ASSIGNMENT
G.A	<p>Instructions:</p> <ul style="list-style-type: none">• Parent please help your child to revise the following topics orally.• Kindly ensure the child answers in complete sentences.


Aquatic Animals



Q1. Name any five aquatic animals.

Ans: The names of five aquatic animals are the fish, the crab, the sea horse, the turtle and the octopus.


Q2. Identify and name these aquatic animals?




an octopus



a starfish




a fish




a sea horse




a crab




a dolphin



a turtle



a whale



a jelly fish

Q3. How many legs does an octopus have?

Ans: An octopus has eight legs.

Q4. Which fish looks like a star?

Ans: The starfish looks like a star.

Q5. How many legs does a crab have?

Ans: A crab has ten legs.

Q6. Name the aquatic animal which lives on land and water.

Ans: A turtle lives on land and water.

Q7. Name the largest fish.

Ans: The whale is the largest fish.

Our Helpers



Q1. Who mends our shoes?

Ans: The cobbler mends our shoes.



Q2. Who bakes bread and cake?

Ans: The baker bakes bread and cake.




Q3. Who brings our letters?

Ans: The postman brings our letters.



Q4. Who gives us medicines?

Ans: The doctor gives us medicines.



Q5. Who keeps our surrounding clean?

Ans: The sweeper keeps our surrounding clean.



Q6. Who cuts our hair?

Ans: The barber cuts our hair.



Q7. Who drives the bus?

Ans: The driver drives the bus.



Q8. Who looks after the garden?

Ans: The gardener looks after the garden.



Q9. Who catches the thief?

Ans: The policeman catches the thief.



Q10. Who stitches our clothes?

Ans: The tailor stitches our clothes.



Q11. Who teaches us?

Ans: The teacher teaches us.





**KERALA PUBLIC SCHOOLS
ACADEMIC YEAR (2020-21)
HOME ASSIGNMENT**

CLASS: NURSERY

DATE: 1.12.2020 to 27.12.2020

SUBJECT	ASSIGNMENT
ENGLISH	<p>Instructions to be followed:</p> <ul style="list-style-type: none">• Work to be done in the English textbook 2 and English notebook.• Your child has to know the sounds of letters. Revise the sounds every day from Jolly Phonics app.• Write the date on every page.• Kindly ensure that your child follows the formation of the letters given in the book.• Note: Parents, please make the child write in-front of you so that each instruction given can be followed to avoid untidy and shabby work. The child is expected to write on his/ her own. Parents can supervise the work and give the necessary instructions.

FUN WITH LETTERS BOOK 2

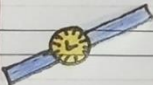

Day 1 to day 12

PgNos: 45, 46, 47, 48, 49, 51, 52, 53, 54, 55, 57, 58, 59, 60, 61

Day 13

Day 13


Write the first sound of the pictures.



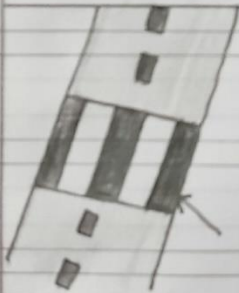
Day 14

Day 14

Cross the pictures that do not have
a /j/ sound.



Cross the pictures that do not have
a /z/ sound.



Day 15

Day 15

Match the capital letters with the small letters.

B

w

J

I

U

o

W

b

V

j

L

r

O

v

R

u

ACADEMIC YEAR (2020-21)

HOME ASSIGNMENT

CLASS: NURSERY

DATE: 07.12.2020 to 22.12.2020

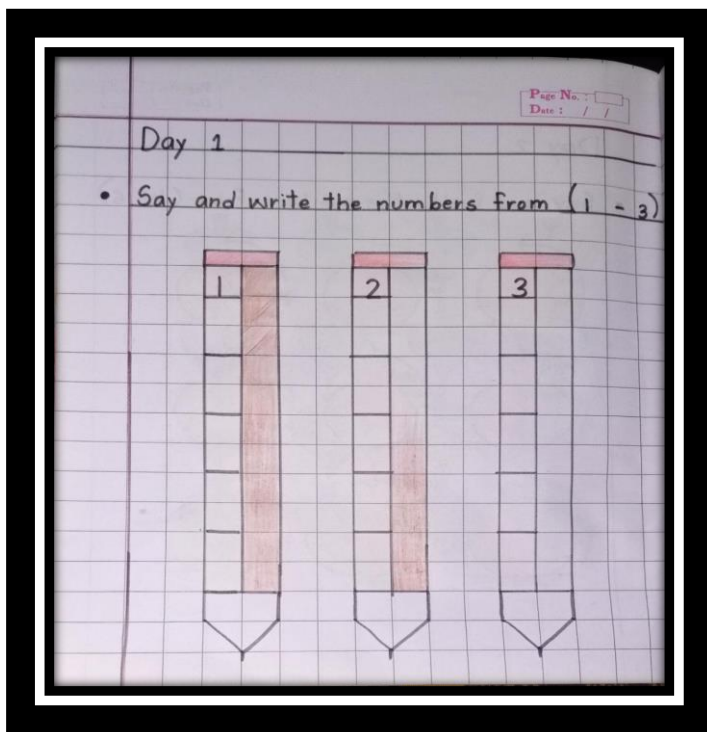
SUBJECT	ASSIGNMENT
MATHS	NOTE: Assignment to be done in maths notebook.

MATHS


Instructions to be followed:

- * Work to be done in the Maths notebook.
- * Write date and day on every page.
- * Kindly ensure that your child follows the correct formation of numbers and writes in pencil.
- * Instructions: **Parents, please make the child write in-front of you so that each instruction given can be followed to avoid untidy and shabby work. The child is expected to write on his/her own. Parents can supervise the work and give the necessary instructions.**

DAY 1



DAY 2



DAY 3

Page No. :
Date : / /

Day 3

- Say and write the numbers from (7 - 10)

7	8	9	10

DAY 4

Page No. :
Date : / /

Day 4


- Write the missing numbers (1 - 5)

DAY 5

Page No. :
Date : / /

Day 5

- Write the missing numbers (6-10)




DAY 6

Page No. :
Date : / /

Day 6

- Match the candles on the cake with the number alongside :-

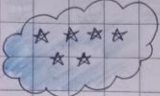





DAY 7

Page No. :
Date : / /

Day 7

- Match the stars in the clouds with the number alongside :-







	4
	6
	9
	2

DAY 8

Page No. :
Date : / /

Day 8

- Count and colour the correct number :




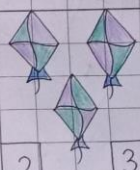
	
4 8	2 3
	
9 6	5 2
	
7 5	9 1

DAY 9

Page No. :
Date : / /

Day 9

- Count and colour the correct number :

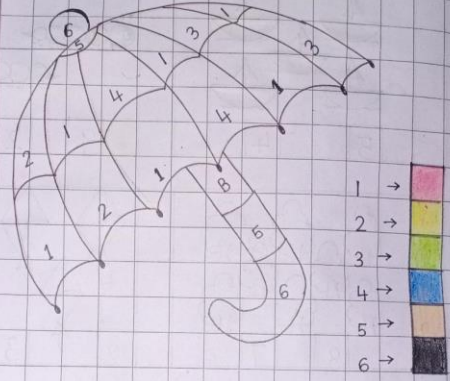
	
5 4	9 2
	
8 7	2 3

DAY 10

Page No. :
Date : / /

Day 10

- Use the colour key to colour the umbrella




DAY 11

Page No. :
Date : / /

Day 11

- Join the dots from 1-10 to make a beautiful parrot and colour it :-




DAY 12

Page No. :
Date : / /

Day 12

- Circle the picture that is full and cross (x) the one that is empty :-

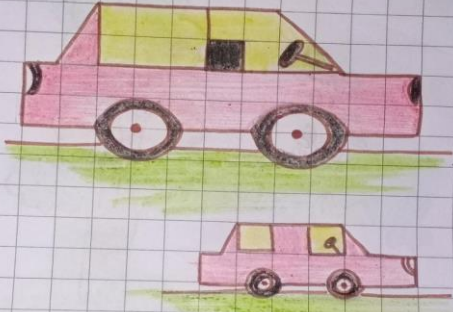


DAY 13

Page No. :
Date : / /

Day 13

- Tick (✓) the object that is big and cross (x) the object that is small :-



DAY 14

Page No. :
Date : / /

Day 14

- Tick (✓) the object that is tall and cross (x) the object that is short :-

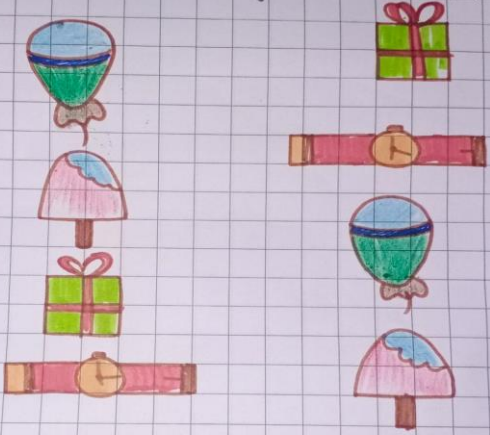


DAY 15

Page No. :
Date : / /

Day 15

- Match the same object :-



**HELLO! CHILDREN.....
PLEASE WRITE WITH
PENCIL.....
NO PEN/NO COLOURS
THANK YOU...**



