



**KERALA PUBLIC SCHOOLS  
ACADEMIC YEAR (2020-21)  
HOME ASSIGNMENT**

**CLASS: NURSERY**

**DATE: 17.11.2020 TO 2.12.2020**

<b>SUBJECT</b>	<b>ASSIGNMENT</b>
<b>ENGLISH</b>	<p><b>Instructions to be followed:</b></p> <ul style="list-style-type: none"><li>• Work to be done in the English textbook 2 and English notebook.</li><li>• Your child has to know the sounds of letters. Revise the sounds every day from Jolly Phonics app.</li><li>• Write the date on every page.</li><li>• Kindly ensure that your child follows the formation of the letters given in the book.</li><li>• Note: Parents, please make the child write in-front of you so that each instruction given can be followed to avoid untidy and shabby work. The child is expected to write on his/ her own. Parents can supervise the work and give the necessary instructions.</li></ul>

**FUN WITH LETTERS BOOK 2**

**Day 1 to day 11**

**Pg Nos: 33, 34, 35, 36, 37, 38, 39, 40, 41, 42, 43**

# Day 12

Day 12

Write the first sound of the pictures.




## Day 13

Day 13

Cross (X) the pictures that do not have a /b/ sound.



Cross the pictures that do not have a /f/ sound.



# Day 14

Day 14

Say and write


u            l            f            b

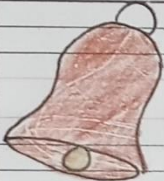
# Day 15


Date \_\_\_\_\_  
Page \_\_\_\_\_


Day 15

Circle the correct sounds.

	b	f
---	---	---

	u	b
--	---	---

	l	m
---	---	---

	u	g
---	---	---

# DAY 13

Day 13

Count and write the number in the boxes :-

ABC 123 DEF  
456 NUR  
37

# DAY 14

Day 14

Circle the picture that is full and cross (x) the one that is empty :-

# DAY 15

Day 15

Tick (✓) the picture that is full and cross (x) the one that is empty :-

**HELLO! CHILDREN.....  
PLEASE WRITE WITH  
PENCIL.....  
NO PEN/NO COLOURS  
THANK YOU...  
HAPPY DIWALI.....**





**KERALA PUBLIC SCHOOLS  
ACADEMIC YEAR (2020-21)  
HOME ASSIGNMENT**

**CLASS: NURSERY  
DATE:**

SUBJECT	ASSIGNMENT
G.A	<p><b>Instructions:</b></p> <ul style="list-style-type: none"><li>• Please help your child to learn the following topics orally.</li><li>• Kindly ensure the child answers in complete sentence.</li></ul>

**Domestic Animals**




Q1. Name any five domestic animals.

Ans: The names of five domestic animals are cow, horse, goat, sheep and cat.

Q2. Which animal gives us milk?

Ans: The cow gives us milk.



Q3. Which animal carries load?

Ans: The horse carries load.




Q4. Which animal gives us wool?

Ans: The sheep gives us wool.



Q5. What gives us egg?

Ans: The hen gives us egg.



Q6. Which animal guards our house?

Ans: The dog guards our house.





## Wild Animals



Q1. Name any five wild animals.

Ans: The names of five wild animals are lion, tiger, giraffe, monkey and elephant.


Q2. Which animal is called the king of the jungle?

Ans: The lion is called the king of the jungle.



Q3. Which animal has a long neck?

Ans: The giraffe has a long neck.





Q4. Which animal jumps from tree to tree?

Ans: The monkey jumps from tree to tree.



Q5. Which animal has big ears?

Ans: The elephant has big ears.



## Scrapbook Activity

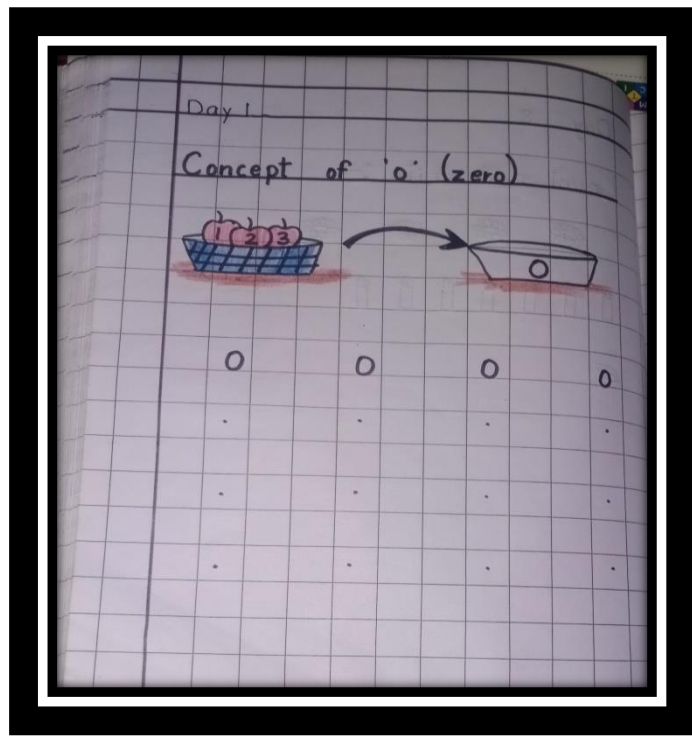
Stick the pictures of 5 domestic animals and 5 wild animals.

**DATE:15.11.2020 to 30.11.2020**


SUBJECT	ASSIGNMENT
MATHS	NOTE: Assignment to be done in Maths notebook.

<u>MATHS</u>	Instructions to be followed:
	<ul style="list-style-type: none"><li>* Work to be done in the Maths notebook.</li><li>* Write date and day on every page.</li><li>* Kindly ensure that your child follows the correct formation of numbers and writes with pencil.</li></ul> <p><b>*Instructions: Parents, please make the child write in-front of you so that each instruction given can be followed to avoid untidy and shabby work. The child is expected to write on his/her own. Parents can supervise the work and give the necessary instructions.</b></p>

**DAY 1**



**DAY 2**



# DAY 3

Day 3

Say and write number (1 - 3)


# DAY 4

Day 4

Say and write number (4 - 6)


# DAY 5

Day 5


Say and write number (7-9)



# DAY 6

Day 6

Find the number 10 and cross it :-



# DAY 7

Day 7

Write number (1-10) on the train

Orange train car with 5 empty windows.

Purple train car with 4 empty windows.

Pink train car with 2 empty windows.

# DAY 8

Day 8


Count the objects in each box and colour the correct number:-


	9
	2
	6
	3
	10
	8


# DAY 9

Day 9

Circle the objects according to the given number:-

5 → 









9 → 

6 → 

# DAY 10

Day 10











Match the same objects:-

# DAY 11

Day 11




Count and match the apples in the basket :-

# DAY 12

Day 12

Count and write the number in the boxes :-

Page No. :   
Date : / /

Shot on vivo S1  
AI Triple Camera



# DAY 13

Day 13

Count and write the number in the boxes :-

ABC 123 DEF  
456 NUR  
37

# DAY 14

Day 14


Circle the picture that is full and cross (x) the one that is empty :-

# DAY 15

Day 15

Tick (✓) the picture that is full and cross (x) the one that is empty :-

**HELLO! CHILDREN.....  
PLEASE WRITE WITH  
PENCIL.....  
NO PEN/NO COLOURS  
THANK YOU...  
HAPPY DIWALI.....**



Dr.Rachana Nair  
Director Academics

