



CLASS :UKG

DATE:01.10.2020 TO 15.10.2020



SUBJECT

ASSIGNMENT

MATHS

**Instructions to be followed:**

- Children have to say 1-100 orally.
- Children should be able to write and recognize numbers 1-100
- Always remember to leave a line while writing the numerals.

- According to the weather the child has to draw sunny , cloudy  or rainy



on top of the date towards the left margin as shown in the picture sent.

- Begin with the date on the left margin as written in the picture sent.
- Write the C.W. or H.W. below the date written.
- The child has to write in the correct formation as shown in the notebook work

**Note:** The parent has to make the child do the work in front of them following each instruction very seriously or else the work will be dirty and will not be as expected. Please let the child complete the work on their own. Parents are requested to supervise their work and help in explaining whatever required but please don't write for them.

**Page numbers: 77, 71, 80, 96, 107, 108, 109, 110, 111, 115, 116, 117**

**(to be done in the Maths text book.)**

**Notebook work:**

☁

Date \_\_\_\_\_  
Page \_\_\_\_\_

Day 1  
CW

Circle the greatest number in each box

40	46	33	14	44	23
27	26	39	30	34	44
28	36	12	22	24	39
11	19	16	15	12	10

☁

Date \_\_\_\_\_  
Page \_\_\_\_\_

Day 2  
CW

Circle the smallest number in each box

7	12	18	19	13	11
51	58	54	44	50	15
33	39	43	36	34	47
22	26	29	46	27	48



Day 3  
CW

### Subtraction

$$\begin{array}{r} \text{T O} \\ \text{+} 26 \\ - 22 \\ \hline 04 \end{array}$$

$$\begin{array}{r} \text{T O} \\ 43 \\ - 12 \\ \hline \end{array}$$

$$\begin{array}{r} \text{T O} \\ 23 \\ - 20 \\ \hline \end{array}$$

$$\begin{array}{r} \text{T O} \\ 27 \\ - 12 \\ \hline \end{array}$$

$$\begin{array}{r} \text{T O} \\ 13 \\ - 11 \\ \hline \end{array}$$

$$\begin{array}{r} \text{T O} \\ 29 \\ - 17 \\ \hline \end{array}$$

$$\begin{array}{r} \text{T O} \\ 48 \\ - 11 \\ \hline \end{array}$$

$$\begin{array}{r} \text{T O} \\ 49 \\ - 12 \\ \hline \end{array}$$

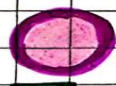
$$\begin{array}{r} \text{T O} \\ 26 \\ - 13 \\ \hline \end{array}$$



Day 3  
CW

### Shapes


Circle




Square




Rectangle



Triangle



Oval



Date \_\_\_\_\_  
Page \_\_\_\_\_

Day 4  
CW

### Skip counting by 2's

	2	4	6	8	10	
	12	14	16	18	20	

Date \_\_\_\_\_  
Page \_\_\_\_\_

Day 5  
CW

Use the correct sign: =, ≠, >, <

	4	<u>≠</u>	12		33	<u>≠</u>	36
	6	<u>=</u>	6		71	<u>&gt;</u>	17
	14		44		22	<u>=</u>	22
	49	<u>&gt;</u>	39		19	<u>=</u>	19
	20	<u>=</u>	20		26	<u>&lt;</u>	36
	24	<u>&gt;</u>	21		9	<u>=</u>	9
	20	<u>&lt;</u>	30		44	<u>&lt;</u>	11



Day 6 Write the number that comes just  
after in the box.

TO

48
49

TO

39

TO

27

TO

16

TO

54

TO

68

TO

23

TO

45

TO

33



Day 7 Write the number that comes just  
before in the box.

TO

35
36

TO

49

TO

21

TO

57

TO

66

TO

86

TO

34

TO

40

TO

45

## HINDI ASSIGNMENT

- दिए गए कार्य को पेंसिल से साफ-साफ नोट-बुक में लिखें।
- अक्षरों के बनावट पर ध्यान दें।
- अक्षरों का अभ्यास करें।
- एक पेज में एक ही अक्षर का अभ्यास करें।



Day-1

c.w

अक्षर ज्ञान

थ

थ

थ

थ



Day-2

c.w

अक्षर ज्ञान

श

श

श

श



Day-3

c.w

अक्षर ज्ञान

ष

ष

ष

ष



Day-4

c.w

अक्षर ज्ञान

झ

झ

झ

झ

Blank handwriting practice lines.

Day-5

c.w

अक्षर ज्ञान

य

य

य

य



Day-6

c.w

अक्षर ज्ञान

ह

ह

ह

ह

Blank handwriting practice lines.



Day-7

c.w

अक्षर ज्ञान

क्ष

क्ष

क्ष

क्ष

Day-8

c.w

अक्षर ज्ञान

त्र

त्र

त्र

त्र

Day-9

c.w

अक्षर ज्ञान

श

श

श

श

Day-10

c.w

व्यंजन [क-ज्ञ]

क ख ग घ ङ

च छ ज झ ञ

ट ठ ड ढ ण

त थ द ध न

प फ ब भ म

य र ल व

श ष स

ह क्ष त्र ज्ञ



Day-11

c.w

अक्षर ज्ञान

अ अ अ अ अ



Day-12

c.w

अक्षर ज्ञान

आ आ आ आ आ

Day-13

c.w

अक्षर ज्ञान

श

श

श

श



Day-

14c.w

अक्षर ज्ञान

श

श

श

श

Day-15

c.w

अक्षर ज्ञान

उ

उ

उ

उ



Day-16

c.w

अक्षर ज्ञान

ऊ

ऊ

ऊ

ऊ

---

---

---

---

**Day-17**

**C.W**

---


---

---

---

चित्रों को देखकर रिक्त स्थान भरें।

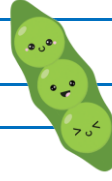
1.



यह बटन है।

2.

वह मटर है।



3.

वह फल है।



4.



यह सड़क है।

5.



यह कप है।

6.

वह टब है।





Day-18

c.w

खाली स्थान भरें।

1. क ख ग घ इ

2. प फ ब भ म

3. त थ द ध न



**HINDI BOOK WORK DETAIL-**

Page No. :- 51-62


साफ - साफ लिखें। अक्षर को बोल बोल कर लिखें।

**Instructions to be followed:**

- Work to be done in the English note book.
- Kindly read the chapter with correct pronunciation and proper voice modulation as done by the teacher in the online class.
- Read the chapter 5 times every day.
- Please ensure that your child says and write.
- Your child has to know the sound of the each letter. **Jolly Phonics**- the sounds of the letters should be thorough. We hope you have downloaded the app in your phone and the child is listening to it frequently. The child should orally be able to tell the initial letter based on the sound made. Do lot of oral drilling on this.

- According to the weather the child has to draw sunny  , cloudy  or rainy



-  on top of the date towards the left margin as shown in the picture sent.
- Begin with the date on the left margin as written in the picture sent.
- Write the C.W. or H.W. below the date written.
- The child has to write exactly the way it is written in the work shown in the picture sent, in correct formation .
- As we all know drawing needs a lot of practice hence the parents are requested to help their child to learn to draw pictures.

**Note:** The parent has to make the child do the work in front of them following each instruction very seriously or else the work will be dirty and will not be as expected. Please let the child complete the work on their own. Parents are requested to supervise their work and help in explaining whatever required but please don't write for them.

**Phonic pupil book 1**

**Page no-** 36-40 to be done in the text book.

**Phonic pupil book 2**

**In the Park** (Page no- 9)

**The Pond** (Page no- 14 )

**Tricky words –you/your**(Page no-4)

**Tricky words –come/some**(Page no- 8)

**Tricky words- said/here/there**(Page no-13)

**Tricky words-they**(Page no-17)

**Tricky words- go\no\so** (Page no- 21)

**Page no- 10,11,12,15,16,19,20** to be done in the text book.

**My English Reader Book**

**Chapter 6- THE BIRDS** (Page no-64)

**I SEE\ I CAN** (Page no-50)

**I CAN\ I LIKE** (Page no-51)

**in/on/under** (Page no 59-60)

in the  
park



The boy and the dog are playing with the ball in the park.

There is a bench, swing and a slide.

There are trees and beautiful flowers all around.

Near the bench there is a sign board.

There is a dustbin.

Join each word to the right picture.



swing



dog



picnic



tree



the  
pond

The ducklings are swimming with the ducks in the pond.

The frog is sitting beside the pond.

The boat is sailing.

The honeybee is sitting on the flower.

The fishes are playing with the ducklings.

The rat is peeping out from its hole.

Join each word to the right picture.



rocks



duckling



toad



boat

:

M T W T F S S  
Page No.:  
Date: YOUVA

Day:           
C.W.         

## The Birds

Word bank:

baby	baby	baby
birds	birds	birds
best	best	best
black	black	black
blue	blue	blue
branch	branch	branch
brown	brown	brown
like	like	like
nest	nest	nest
berry	berry	berry



Day 2  
Opposites

big x small

in x out

like x dislike

cold x hot

old x young



Day 3  
True (✓) or False (x)

1. Bob is a girl. False x

2. Bob likes bread and jam.

False (x)

3. Bob likes black birds. True (✓)

4. Bob does not like a

banana. False x

5. Bob does not like birds.

False. x



Day 4 fill in the blanks

1. Bob likes birds.
2. Bob likes a bird on  
a branch.
3. Bob likes baby birds  
in the nest.
4. Bob likes bread and butter.
5. Bob is a good boy.



Day 5 Answer the following

1. What does Bob like?

Ans. Bob likes birds.

2. Does Bob like blue birds  
best?

Ans. Yes, Bob likes blue birds best.

3. Does Bob like red birds  
best?

Ans. No, Bob does not like red  
birds best.

4. Which bird do you like the best?

Ans. I like \_\_\_\_\_ the best.





Day 6  
CWT

# Say and Write

cloud

proud

mouth

shout

soil

joint



Day 7  
CWT

point

void

fuel

statue

value

rescue



Day 8  
cat

verb  
••••

letter  
••••

winter  
••••••

runner  
•••••

jar  
••

dark  
••••

Day 8  
cat

shark  
••••

scarf  
•••••



## G.A. ORALS

### Instructions to be followed:

- Make your child **learn** the following topics .
- Do not make them write .
- Do lot of oral drilling .
- **Learn from the following Page numbers given.**

Ch-22 Community Helpers( Page no-24)

Ch-23 Cleanliness ( Page no-26)

Ch-24 Good Habits ( Page no- 27)

Ch-25 Indoor Games ( Page no-28)

Ch-26 Outdoor Games ( Page no- 29)

Ch-31- Toys ( Page no-34)

Ch-29 Festivals ( Page no-32)

Ch-30 Places of Worship pg-33)

Ch-27 Sources of Water ( Page no-30)

Ch-28 Uses of Water ( Page no-31)