

KERALA PUBLIC SCHOOLS
ACADEMIC YEAR 2020-21
HOME ASSIGNMENT



CLASS :NURSERY

DATE: 03.10.2020 to 18.10.2020

SUBJECT ASSIGNMENT


MATHS NOTE: Assignment to be done in Maths notebook

MATHS

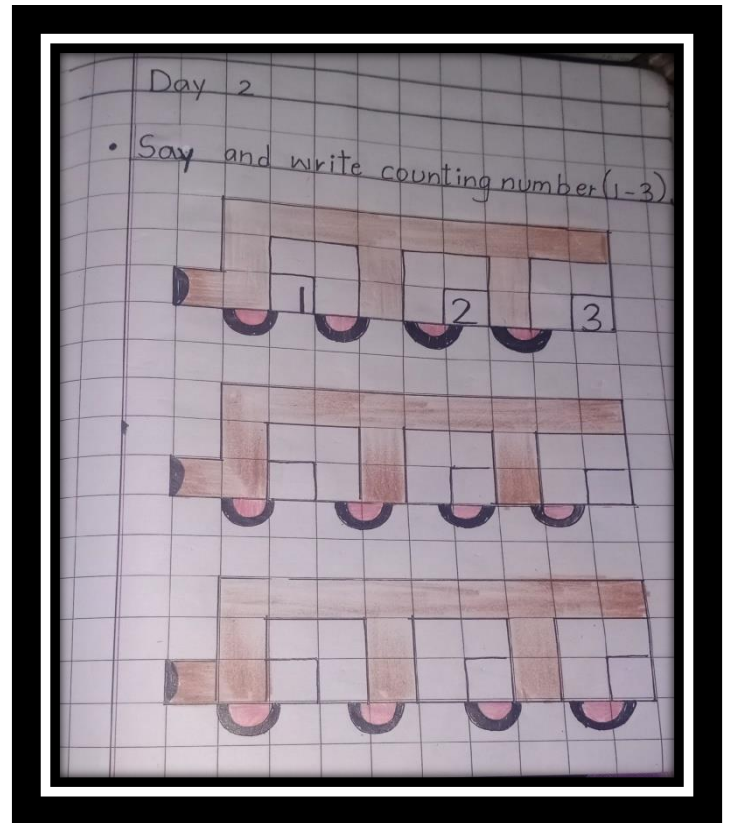
Instructions to be followed:

- * Work to be done in the Maths notebook.
- * Write date and day on every page.
- * Kindly ensure that your child follows the correct formation of numbers and writes with pencil.
- *Instructions: **.Parents, please make the child write in-front of you so that each instruction given can be followed to avoid untidy and shabby work. The child is expected to write on his/her own. Parents can supervise the work and give the necessary instructions.**

DAY 1



DAY 2



DAY 3

Day 3

- Say and write counting number (4-6)

4	5	6

DAY 4

Day 4


- Say and write counting number (7-9)

7	8	9

DAY 5

Day 5


- Circle the pictures that is full and cross the one that is empty :-



DAY 6

Day 6


- Tick (✓) the picture that is full and cross (x) the one that is empty :-



DAY 7

Day 7

- Count and match with the number :-



5

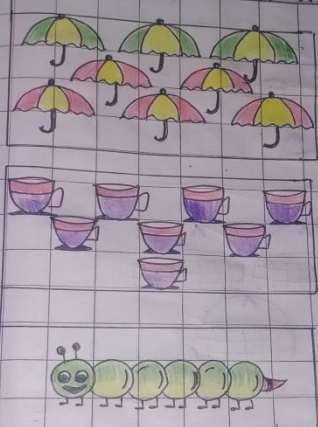
6

3

DAY 8

Day 8

- Count and match with the number :-



8


1

9

DAY 9

Day 9

- Tick (✓) the picture that is heavy and cross (x) the one that is light :-



The drawing shows two items on a grid background. On the left is a colorful butterfly with orange, yellow, and black wings, and a pink body. On the right is a potted plant with a brown pot, green leaves, and three flowers in blue, purple, and orange.

DAY 10

Day 10

- Tick (✓) the picture that is heavy and cross (x) the one that is light :-







The drawing shows two items on a grid background. On the left is a large grey elephant with blue eyes and a trunk. On the right is a small green caterpillar with a smiling face and antennae.

DAY 11

Day 11

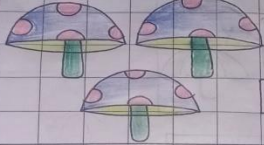
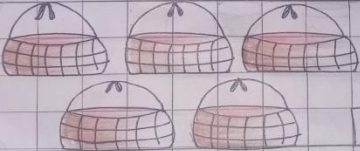

- Count and write the number in the boxes

DAY 12

Day 12


- Count and write the number in the boxes

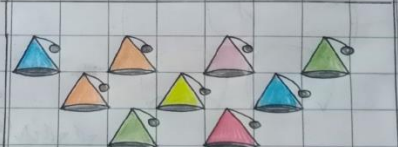
	
	
	


DAY 13

Day 13

• Circle the picture according to given number :-

6 → 


9 → 


3 → 


DAY 14

Day 14

• Colour the beads according to the given number :-

5 → 



4 → 



8 → 


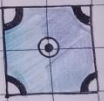
DAY 15

Day 15 Shapes

• Match the shapes with objects



REMEMBER USE PENCIL NO PEN NO COLOURS.

SUBJECT	ASSIGNMENT
ENGLISH	<p>Instructions to be followed:</p> <ul style="list-style-type: none">• Work to be done in the English textbook 2 and English notebook.• Your child has to know the sounds of letters. Revise the sounds every day from Jolly Phonics app.• Write the date on every page.• Kindly ensure that your child follows the formation of the letters given in the book.• Note: Parents, please make the child write in-front of you so that each instruction given can be followed to avoid untidy and shabby work. The child is expected to write on his/ her own. Parents can supervise the work and give the necessary instructions.

FUN WITH LETTERS BOOK 2

Day 1 to day 12

Pg Nos: 15, 16, 17, 18, 21, 22, 23, 24, 27, 28, 29, 30

Day 13

Date _____
Page _____

Day 13

Match the capital letters with the
small letters.

L

g

F

d

G

I

O

u

D

o

U


f

Day 14


Date _____
Page _____

Day 14


Match the pictures to their sounds.



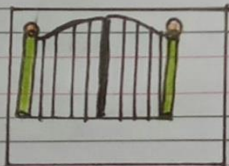
f



g



u



l

Day 15

Date _____
Page _____

Day 15

Write the first sounds of the pictures.



5



SUBJECT	ASSIGNMENT
G.A	Instructions: <ul style="list-style-type: none">• Please help your child to learn the following topics orally.• Kindly ensure that your child answer in full sentence.

Winter Season



Q1. Which season is cold?

Ans: Winter season is cold.

Q2. What do we wear in winter season?

Ans: We wear woolen clothes in winter season.

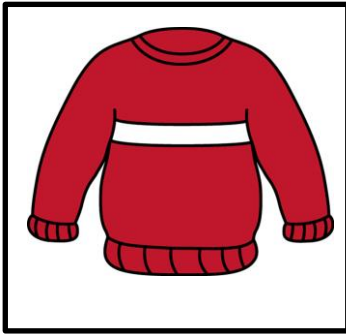
Q3. What do you like to drink in winter season?

Ans: I like to drink hot milk in winter season.

Q4. When do we have hot soup?

Ans: In the winter season we have hot soup.

Q5. Name these winter clothes.



sweater



muffler



cap



mittens

Rainy Season



Q1. In which season its rain?

Ans: In rainy season its rain.

Q2. In which season we wear raincoat?

Ans: In rainy season we wear raincoat.

Q3. Name the things we use in rainy season.

Ans: We use umbrella, raincoat and gumboots in rainy season.

Q4. When do we use umbrella?

Ans: We use umbrella in rainy season.



Clothes We Wear

We wear different types of clothes in different seasons. Learn the names of the clothes given.



skirt



shirt



T-shirt



cap



socks




shorts



trousers



frock



Scrapbook Activity

Sort the clothes according to the season they are used.



shorts



mittens



muffer



socks



T-shirt



gumboots





raincoat



woolen cap



frock

 <p>Summer Season</p>	 <p>Rainy Season</p>	 <p>Winter Season</p>

Dr.Rachana Nair

Director Academics