

KERALA PUBLIC SCHOOLS
ACADEMIC YEAR (2020-21)
HOME ASSIGNMENT



CLASS :UKG

DATE:15.09.2020 to 30.09.2020




SUBJECT

ASSIGNMENT

MATHS

Instructions to be followed:

- Children have to say 1-100 orally.
- Children should be able to write and recognize numbers 1-100
- Always remember to leave a line while writing the numerals.

- According to the weather the child has to draw sunny , cloudy  or rainy  on top of the date towards the left margin as shown in the picture sent.
- Begin with the date on the left margin as written in the picture sent.
- Write the C.W. or H.W. below the date written.
- The child has to write in the correct formation as shown in the notebook work

Note: The parent has to make the child do the work in front of them following each instruction very seriously or else the work will be dirty and will not be as expected. Please let the child complete the work on their own. Parents are requested to supervise their work and help in explaining whatever required but please don't write for them.

Page numbers: 62, 63 ,64,65 ,66 ,67,69
(to be done in the maths text book.)

Notebook work:

Day 1
c.w.

Write 1 - 50

TO	TO	TO	TO	TO
1	11	21	31	41
2	12	22	32	42
3	13	23	33	43
4	14	24	34	44
5	15	25	35	45
6	16	26	36	46
7	17	27	37	47
8	18	28	38	48
9	19	29	39	49
10	20	30	40	50

Day 1
c.w.

Write 51 - 100

TO	TO	TO	TO	TO
51	61	71	81	91
52	62	72	82	92
53	63	73	83	93
54	64	74	84	94
55	65	75	85	95
56	66	76	86	96
57	67	77	87	97
58	68	78	88	98
59	69	79	89	99
60	70	80	90	100

Day 2
c.w.

Addition

TO	TO	TO
$\begin{array}{r} 13 \\ + 22 \\ \hline 35 \end{array}$	$\begin{array}{r} 24 \\ + 13 \\ \hline \end{array}$	$\begin{array}{r} 35 \\ + 04 \\ \hline \end{array}$
$\begin{array}{r} 19 \\ + 20 \\ \hline \end{array}$	$\begin{array}{r} 18 \\ + 20 \\ \hline \end{array}$	$\begin{array}{r} 25 \\ + 14 \\ \hline \end{array}$
$\begin{array}{r} 16 \\ + 11 \\ \hline \end{array}$	$\begin{array}{r} 17 \\ + 10 \\ \hline \end{array}$	$\begin{array}{r} 13 \\ + 21 \\ \hline \end{array}$

Day 2
c.w.

Subtraction

TO	TO	TO
$\begin{array}{r} 3 \\ - 1 \\ \hline 2 \end{array}$	$\begin{array}{r} 7 \\ - 2 \\ \hline \end{array}$	$\begin{array}{r} 9 \\ - 5 \\ \hline \end{array}$
$\begin{array}{r} 6 \\ - 6 \\ \hline \end{array}$	$\begin{array}{r} 8 \\ - 1 \\ \hline \end{array}$	$\begin{array}{r} 5 \\ - 2 \\ \hline \end{array}$
$\begin{array}{r} 2 \\ - 1 \\ \hline \end{array}$	$\begin{array}{r} 3 \\ - 2 \\ \hline \end{array}$	$\begin{array}{r} 7 \\ - 7 \\ \hline \end{array}$

Day 3 Write the number that comes just after in the box.

TO 57 58	TO 69 	TO 48
TO 33 	TO 81 	TO 76
TO 92 	TO 84 	TO 73

Day 4 Write the number that comes just before in the box.

TO 48 49	TO 40	TO 76
TO 88	TO 95	TO 26
TO 59	TO 66	TO 75

Day 5 Subtraction on number line

6 - 3 = 3

4 - 1 = 3

7 - 4 = 3

10 - 2 = 8

9 - 3 = 6

Day 6 Number names

11 - eleven 19 -

12 - 20 -

13 -

14 -

15 -

16 -

17 -

18 -

Day 7
CW

Fill in the blanks

71	75		
83	86		
78	82	84	
91	93	95	97
	79		83
69		74	




Day 8
CW

Put the correct sign $>$, $<$ or $=$

50	=	50	33	<	43
56	<	76	60	<	66
77	<	71	79	>	97
80	<	88	96	<	99
39	<	39	36	<	36
46	<	56	59	<	21
91	<	19	45	<	54
20	<	25	91	<	91

Instructions to be followed:

- Work to be done in the English note book.
- Kindly read the chapter with correct pronunciation and proper voice modulation as done by the teacher in the online class.
- Read the chapter 5 times every day.
- Please ensure that your child says and write.
- Your child has to know the sound of the each letter. **Jolly Phonics**- the sounds of the letters should be thorough. We hope you have downloaded the app in your phone and the child is listening to it frequently. The child should orally be able to tell the initial letter based on the sound made. Do lot of oral drilling on this.

- According to the weather the child has to draw sunny  , cloudy  or rainy 
- Begin with the date on the left margin as written in the picture sent.
- Write the C.W. or H.W. below the date written.
- The child has to write exactly the way it is written in the work shown in the picture sent, in correct formation .
- As we all know drawing needs a lot of practice hence the parents are requested to help their child to learn to draw pictures.

Note: The parent has to make the child do the work in front of them following each instruction very seriously or else the work will be dirty and will not be as expected. Please let the child complete the work on their own. Parents are requested to supervise their work and help in explaining whatever required but please don't write for them.

Phonic pupil book 1

Page no- 30,31,32,33,34,36 to be done in the text book.

My English Reader Book

Chapter 4- OTIS THE OX (Page no-41)

Notebook work:

☀

M T W T F S S
Page No.:
Date: YOURS

Day 1 Otis the Ox

Word bank

1. old	old	old
2. ox	ox	ox
3. horns	horns	horns
4. head	head	head
5. tail	tail	tail
6. orange	orange	orange
7. brown	brown	brown
8. fun	fun	fun
9. big	big	big
10. hooves	hooves	hooves

☀

M T W T F S S
Page No.:
Date: YOURS

Day 1

11. live	live	live
12. own	own	own
13. walk	walk	walk
14. ate	ate	ate
15. plants	plants	plants
16. hills	hills	hills
17. river	river	river
18. over	over	over
19. under	under	under
20. moon	moon	moon
21. slept	slept	slept



Day 2 Opposites

small x big

old x young

over x under

one x many



Day 2 Fill in the blanks

1. Otis was an old ox.
2. Otis had horns on his head.
3. Otis had one tail.
4. Otis had orange and brown fur.
5. Otis had big hooves.
6. Otis only ate plants.
7. Otis walked over the hills.
8. Otis crossed ~~the~~ a river only once.
9. Otis slept under the moon.



Day 3 True (✓) or False (x)

1. Otis was a young ox. False (x)
2. Otis had black and white fur.
False (x)
3. Otis had big hooves. True (✓)
4. Otis slept under the sun. False (x)
5. Otis walked over hills. True (✓)



Day 4 Answer in one word.

1. What did Otis have on his head?

Ans. Otis had horns on his head.

2. What did Otis eat?

Ans. Otis ate plants.

3. How many tails did Otis have?

Ans. Otis had one tail.



Day 5 Answer in one sentence

1. Who was Otis?

Ans. Otis was an old ox.

2. What did Otis eat?

Ans. He ate only plants.

3. Where did Otis walk?

Ans. Otis walked over the hills.

4. Where did Otis sleep?

Ans. Otis slept under the moon.



Day shop

fish

sheep

brush

this

moth



Day 9

that

three

them

thin

quick

quilt



liquid

squid

UKG ASSIGNMENT

- दिए गए कार्य को पेंसिल से साफ-साफ नोट-बुक में लिखें।
- अक्षरों के बनावट पर ध्यान दें।
- द, घ, ढ और ध अक्षरों का अभ्यास करें।
- एक पेज में एक ही अक्षर का अभ्यास करें।

 Day-1

c.w

अक्षर ज्ञान

द

द

द

द



Day-2

c.w

अक्षर ज्ञान

घ

घ

घ

घ

Day-3

c.w

अक्षर ज्ञान

ढ

ढ

ढ

ढ



Day-4

c.w

अक्षर ज्ञान

ध

ध

ध

ध

Day-5

c.w

वाक्य बनाएँ।

जल - जल भर कर रखा।

रस - रस चखा।

तन - तन ढका।

घर - मदन घर चला।

फल - फल ढक कर रखा।

खत - अमन खत पढ़ा।



BOOK WORK DETAIL [Page no.- 37-50]

साफ साफ लिखें।



Day-6

c.w

चित्र देखकर उनके नाम लिखें।



फ + ल = फल



घ + र = घर

10

द + स = दस



ज + ग = जग



Day-7

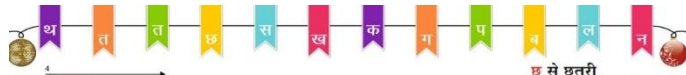
तुकबंदी शब्द लिखें।

ल - नल, जल, कल

ट - नट, फट, कट

र - पर, नर, कर

ब - कब, जब, तब



छ से छतरी

सात रंग की मेरी छतरी
लहराती जैसे चुनरी सतरंगी।
गरजत बरसत सावन आवे,
छतरी हमको पानी से बचावे।



छनी



छत्ता



छाता

_____ छ _____ छ

_____ छ _____ छ _____ छ _____ छ _____ छ _____ छ

_____ छ _____ छ _____ छ _____ छ _____ छ _____ छ _____ छ

_____ छ _____ छ _____ छ _____ छ _____ छ _____ छ _____ छ



अभ्यास

चित्रों को पहचानें एवं उनके नाम लिखें।

_____	_____	_____	_____
_____	_____	_____	_____
_____	_____	_____	_____
_____	_____	_____	_____



अभ्यास

निम्नलिखित अक्षरों से बने चित्रों में रंग भरें।

व				
ख		7		
स				7
ठ				



ड से डमरू

ड से डम-डम डमरू वाला
बजा-बजा कर झोला खोला
भोले-भोले बच्चे आओ
एक तमाशा हमें दिखाओ।

ड



डमरू डिव्या डफली डॉक्टर डोली

_____ ड _____ ड

_____ ड _____ ड _____ ड _____ ड _____ ड _____ ड

_____ ड _____ ड _____ ड _____ ड _____ ड _____ ड

_____ ड _____ ड _____ ड _____ ड _____ ड _____ ड

_____ ड _____ ड _____ ड _____ ड _____ ड _____ ड

_____ ड _____ ड _____ ड _____ ड _____ ड _____ ड

_____ ड _____ ड _____ ड _____ ड _____ ड _____ ड

_____ ड _____ ड _____ ड _____ ड _____ ड _____ ड



त से तरबूज
त से तरबूज मीठा लाया
तोते को भी खूब खिलाया
तोते ने मीठे स्वर में
बड़े मजे से गीत सुनाया।

त

क्ष

भ से भालू
नाना के घर भालू आवे,
भालू नाना को नाच दिखावे,
नाना डमरू दिये भालू को,
भालू डमरू लगा बजाने।



तरबूज तकिया तोता तितली तीर




भालू भवन भिंडी भेड़ भक्त


_____ त _____ त

_____ क्ष _____ क्ष

चित्र शब्दकोश [केवल पढ़ने के लिए]



सड़क




पेड़



सूरज



बंदर




खटमल



सात




छाता



साँप



खत



चाभी



चाँद



चाय

SUBJECT	ASSIGNMENT
----------------	-------------------

Dr. Rachana Nair
Director Academics

G.A. ORALS

Instructions to be followed:

- Make your child **learn** the following topics .
- Do not make them write .
- Do lot of oral drilling .
- **Learn from the following Page numbers given.**

• **Ch—15 Water Animals (Page -17)**

Ch- 16 Some More Animals (Page -18)

Ch-17 Birds(Page -19)

Ch-18 Flowers(Page -20)

Ch-19 Insects (Page -21)

Ch -20 Vehicles(Page -22)

Ch-21 Our Food Page-23)