




KERALA PUBLIC SCHOOLS
ACADEMIC YEAR 2020-21
HOME ASSIGNMENT



CLASS : LKG

DATE:15.09.2020 – 30.09.2020

SUBJECT	ASSIGNMENT
MATHS	<p>Instructions to be followed:</p> <ul style="list-style-type: none">• Children have to say 0 – 10 orally.• Children should be able to recognize numbers 0 - 10 and should be able to count different objects around.• Revision of write 0 - 10 in the rough (square) notebook.• Always remember to leave a line while writing the numerals. <p>• According to the weather the child has to draw sunny  ,</p> <p> cloudy  or rainy on top of the date towards the left margin as shown in the picture sent.</p> <ul style="list-style-type: none">• Begin with the date on the left margin as written in the picture sent.• Write the C.W. or H.W. below the date written.• The child has to write in the correct formation as shown in the notebook work <p>Note: The parent has to make the child do the work in front of them following each instruction very seriously or else the work will be dirty and will not be as expected. Please let the child complete the work on their own. Parents are requested to supervise their work and help in explaining whatever required but please don't write for them.</p>

PAGE NO: 119

TO BE DONE IN

BOOK.

NOTEBOOK WORK

Date: _____
Page: _____

Write 21-30 twice :-

□	□	□	□	□	□	□	□
□	□	□	□	□	□	□	□
□	□	□	□	□	□	□	□
□	□	□	□	□	□	□	□

Write 31-40 twice :-

□	□	□	□	□	□	□	□
□	□	□	□	□	□	□	□
□	□	□	□	□	□	□	□
□	□	□	□	□	□	□	□

Teacher's Signature.....

PAGE NO: 120

TO BE DONE IN

BOOK.

NOTEBOOK WORK

Date _____
Page _____

Write what comes in between?

17		19
14		16
18		20
16		18
10		12
11		13
12		14
15		17
19		21

Teacher's Signature.....

PAGE NO: 121

TO BE DONE IN

BOOK.

NOTEBOOK WORK

Date _____
Page _____

Write what comes before?

<input type="checkbox"/>	\$4	<input type="checkbox"/>	\$7
<input type="checkbox"/>	\$3	<input type="checkbox"/>	\$6
<input type="checkbox"/>	\$2	<input type="checkbox"/>	\$9
<input type="checkbox"/>	\$5	<input type="checkbox"/>	\$8
<input type="checkbox"/>	\$1	<input type="checkbox"/>	\$10

Write backward counting from (5-1) twice :-

<input type="checkbox"/>	<input type="checkbox"/>	<input type="checkbox"/>	<input type="checkbox"/>	<input type="checkbox"/>
<input type="checkbox"/>	<input type="checkbox"/>	<input type="checkbox"/>	<input type="checkbox"/>	<input type="checkbox"/>

Teacher's Signature.....

PAGE NO: 122

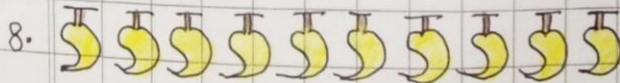




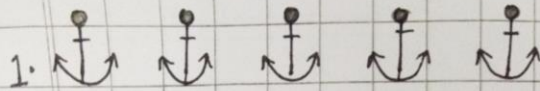
TO BE DONE IN

BOOK.

NOTEBOOK WORK

Date _____
Page _____

Count the pictures and write the numbers:

































Teacher's Signature.....

PAGE NO: 123 TO
BE DONE IN BOOK.

NOTEBOOK WORK

Date _____
Page _____

Cross (x) the odd ones out :-


Teacher's Signature.....

PAGE NO: 124

TO BE DONE IN

BOOK.

NOTEBOOK WORK



PAGE NO: 125

TO BE DONE IN

BOOK.

NOTEBOOK WORK

Fill in the missing numbers:-

21				25		
	29		31			34
		37				40



Match the number names :-


one	six
two	four
three	two
four	Eight
five	Nine
Six	five
Seven	three
Eight	Seven

PAGE NO: 126

TO BE DONE IN

BOOK .

ENGLISH ASSIGNMENT



DAY 1

Date _____
Page _____

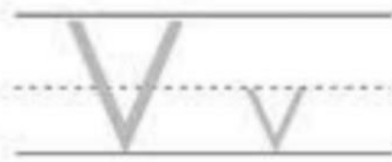
Say and write

z z z z


Day 2

Find the Letters

Trace the letters. Then color in the circles that have the letters you traced.



is for
vase



























Day 3

Name: _____

Letter Case Differentiation


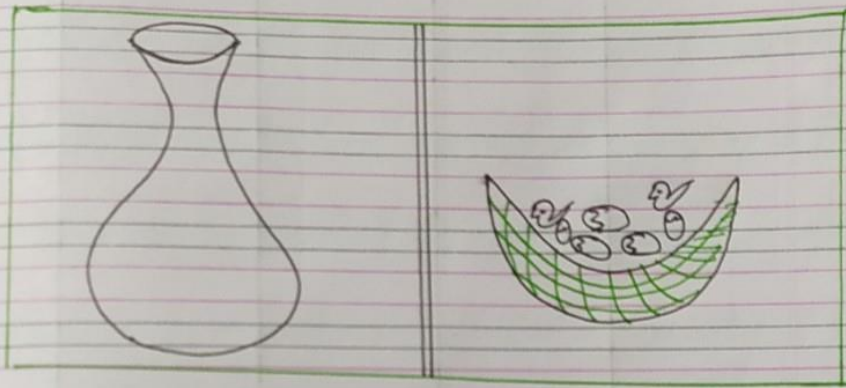
Use a green dot-a-dot marker to color the vases with uppercase V,
and use the red to color the vases with lowercase v.



Day 4

Three of these pictures have a /v/ sound in them. Cross out the one that does not.



Day 5


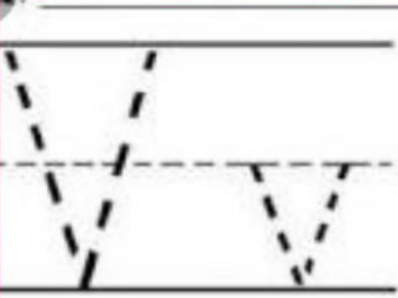
Write the sounds that the pictures begin with




Day 6

Word Trace


Trace the words below that begin with the featured letter, and color the picture for each word.




van



vase



violin




vest


Day 7


Name: _____


Say and Trace

Say the name of the picture. Next, trace the beginning letter to complete the word.

 wagon

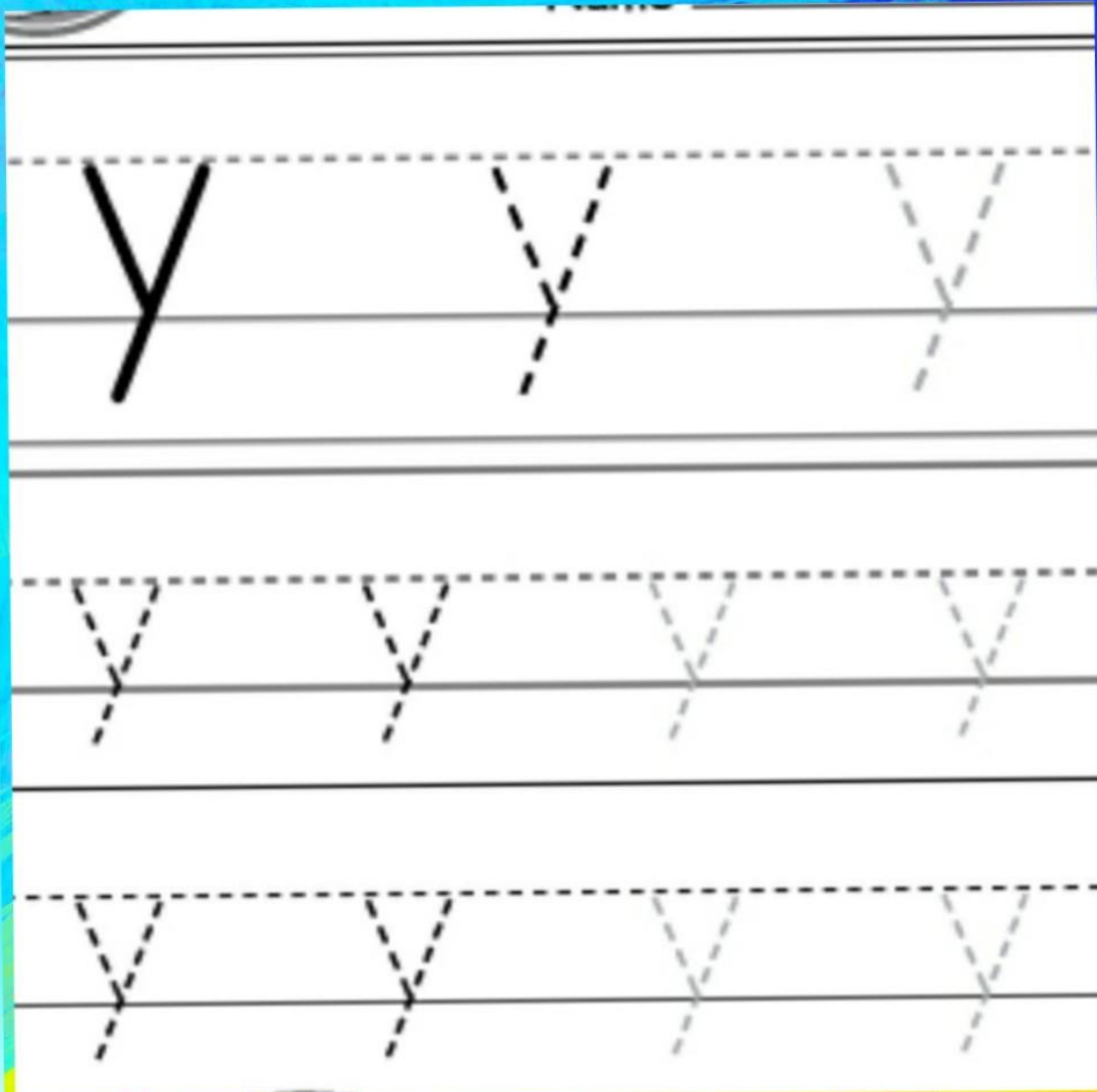
 wave

 window


 worm

Ww


Day 8



Day 9



yarn



yo-yo




yellow

Day 10

Letter Y

Please color all the circles with the Letter "Y" in it.



Day 11

Match with the correct beginning sound.



Vv Yy



Vv Yy



Vv Yy



Vv Yy



Vv Yy



Vv Yy



Vv Yy












Vv Yy

Day 12

W or Y

1. Say the name of the picture.

2. Circle the letter that matches the beginning sound.

 w y	 w y	 w y
 w y	 w y	 w y
 w y	 w y	 w y



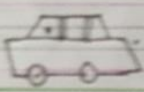





Day 13

Match the capital to the small letters.

J	w
Z	v
B	y
W	l
Y	o
V	z
L	b
O	j

Day 14

Circle the sounds that the given pictures begins with

	w	j	l
	y	n	p
	m	c	k
	o	w	b
	f	z	a
	k	j	z
	w	z	y
	j	w	p

Day 15

say and write

j	z	w	v	y
---	---	---	---	---

The page contains four hand-drawn illustrations: a bird in flight on the left, a vase in the middle, a bicycle at the bottom left, and a house on the bottom right. The drawings are simple and appear to be made with a pencil or light marker.



**KERALA PUBLIC SCHOOLS
ACADEMIC YEAR (2020-21)
HOME ASSIGNMENT**

CLASS: LKG

DATE:

GENERAL AWARENESS

Instructions:

- The children should be aware about the animals and their young ones. Kindly ensure that your child is able to answer in full sentence.

Baby Animals and their Parents

ANIMALS AND THEIR YOUNG

Antelope – calf	Goat – kid
Bear – cub	Goose – gosling
Beaver – kit	Guinea fowl – keet
Birds - fledgling, nestling	Hawk – eyas
Cat – kitten	Horse - foal, yearling, or colt (male), filly (female)
Cow – calf	Kangaroo – joey
Deer – fawn	Lion – cub
Duck – duckling	Owl – owlet
Eagle – eaglet	Pig – piglet
Eel – elver	Rabbit - bunny,
Elephant – calf	Rat – pup
Elephant	Rhino – calf
Fish – fry	Seal – pup
Fowl - chick, chicken	Shark – cub
Fox - cub, pup	Sheep - lamb, lambkins
Frog - polliwog, tadpole	Turkey – poult
Swan – cygnet	Whale – calf
Tiger - cub, whelp	
Zebra - foal	



COW



CALF

1. What is the young one of a cow called ?

Ans :- The young one of a cow is called a calf.



2. What is the young one of a horse called ?

Ans :- The young one of a horse is called foal.



3. What is the young one of a cat called ?

Ans :- The young one of a cat is called kitten.



4. What is the young one of a sheep called ?

Ans :- The young one of a sheep is called lamb.



5. What is the young one of a duck called ?

Ans :- The young one of a duck is called duckling.



6. What is the young one of a hen called ?

Ans :- The young one of a hen is called a chicken.



7. What is the young one of the lion called ?

Ans :- The young one of a lion is called a cub.



8. What is the young one of a dog called ?

Ans :- The young one of a dog is called a puppy.

Dr.Rachana Nair
Director Academics