

KERALA PUBLIC SCHOOLS
ACADEMIC YEAR 2020-21
HOME ASSIGNMENT



CLASS : LKG

DATE: 3.07.2020 to 17.07.2020

SUBJECT

ASSIGNMENT

MATHS

Instructions to be followed:

- Children have to say 0 – 10 orally.
- Children should be able to recognize numbers 0 - 10 and should be able to count different objects around.
- Revision of write 0 - 10 in the rough (square) notebook.
- Always remember to leave a line while writing the numerals.
-



- According to the weather the child has to draw sunny



cloudy  or rainy


- on top of the date towards the left margin as shown in the picture sent.
- Begin with the date on the left margin as written in the picture sent.
- Write the C.W. or H.W. below the date written.
- The child has to write in the correct formation as shown in the notebook work

Note: The parent has to make the child do the work in front of them following each instruction very seriously or else the work will be dirty and will not be as expected. Please let the child complete the work on their own. Parents are requested to supervise their work and help in explaining whatever required but please don't write for them.

BIG AND SMALL

Some objects are big, some are small.

Connect the small object with the smaller one and connect the big object with the bigger one.
Then colour them.



Note for the grown ups :

Compare size of some things, e.g., Small hands with big hands.

Name :



Teacher's Signature.....



zero



Circle around to make a zero
and you will be a great big hero!

Trace and write.

Count and write in the box.


--	--

Date :




Teacher's Signature

A straight line down makes
a one, writing number can be fun!



one



Trace and write.

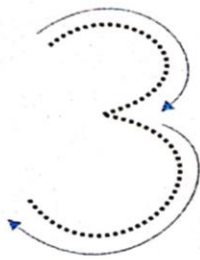
Count and write in the box.



Date :




Teacher's Signature.....



three

Halfway around the tree, halfway
around the tree, and that's the way
we make a three!



Trace and write.

3	3	3	3	3
3	3	3	3	3
3	3	3	3	3
3	3	3	3	3
3	3	3	3	3
3	3	3	3	3

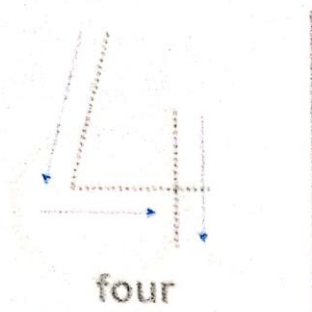
Count and write in the box.



Date :



Teacher's Signature.....



Down and across and down once more, and that's the way we make a four!



Trace and write.

	4	4	4	4
4	4	4	4	4
4	4	4	4	4
4	4	4	4	4
4	4	4	4	4
4	4	4	4	4

Count and write in the box.

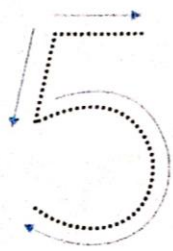


Date :



Teacher's Signature.....

A big fat five goes down and around,
put a flag on top and see what
you've found!



five



Trace and write.

5	5	5	5	5
5	5	5	5	5
5	5	5	5	5
5	5	5	5	5
5	5	5	5	5
5	5	5	5	5

Count and write in the box.



Date :



Teacher's Signature.....

Trace the numbers.

0	1	2	3	4	5
0	1	2	3	4	5
0	1	2	3	4	5
0	1	2	3	4	5
0	1	2	3	4	5

Match the numbers.

0	2
1	4
2	0
3	1
4	5
5	3

Date :



Teacher's Signature.....

Trace the numbers.

0	1	2	3	4	5
0	1	2	3	4	5
0	1	2	3	4	5
0	1	2	3	4	5
0	1	2	3	4	5

Write the missing numbers.

0	1			4	
0			3		5

Date :



Teacher's Signature.....

Trace the numbers.

0	1	2	3	4	5
0	1	2	3	4	5
0	1	2	3	4	5
0	1	2	3	4	5
0	1	2	3	4	5

Write what comes after.

- 0
- 1
- 2
- 3
- 4
- 5

-
-
-
-
-
-

Date :



Teacher's Signature.....

Trace the numbers.

0	1	2	3	4	5
0	1	2	3	4	5
0	1	2	3	4	5
0	1	2	3	4	5
0	1	2	3	4	5

Write what comes between.



1		3
0		2
3		5
2		4

Date :








Teacher's Signature.....

Trace the numbers.

0	1	2	3	4	5
0	1	2	3	4	5
0	1	2	3	4	5
0	1	2	3	4	5
0	1	2	3	4	5

Match the balls with the numbers.

	1
	2
	3
	4
	5

Date :



Teacher's Signature.....

Draw balls for given numbers

5

3

2

1



4

Date :



Teacher's Signature.....

Count and write in the box.



Date :



Teacher's Signature.....

Count and write.



Count and write.



Count and circle the correct number in box.

Date :



Teacher's Signature.....

ENGLISH -Day 1

Date: ___/___/___

Let us learn to write /s/.

s

s


s

s

s

Date: ___/___/___

Write the sounds that the pictures begin with.



Circle the pictures that begin with a /s/ sound.



Circle /S/ and /s/ in the given sentence.

Samir heard a snake hissing in the
grass.

Day 2

Date: / /

Let us learn to write /a/.

a



a

a

a

a

Write the sounds that the pictures begin with.



Circle the pictures that have an /a/ sound.



Circle /A/ and /a/ in the given sentence.

Annie the ant loves to eat
apples.



Day 3

Date: ___/___/___

Let us learn to write /t/.

t

t

t

t

t

I can now read.

at

sat

Date: ___/___/___

Three of these pictures have a /t/ sound in them. Cross out the one that does not.



Day 4

Date: ___/___/___

Let us learn to write /i/.


i i i i i

I can read.

it sit its

Date: ____/____/____

Write the sounds that the pictures begin with.



Circle the pictures that begin with an /i/ sound.



Circle /I/ and /i/ in the given sentence.

Ingrid the eskimo lives in

an igloo.



Day 5

Date: ____/____/____

Let us learn to write /p/.

p

p

p

p

p

I can read.

sip
...

pit
...



pat
...

tip
...


tap
...

Date: ____/____/____

Write the sounds that the pictures begin with.



Circle the pictures that begin with a /p/ sound.



Circle /P/ and /p/ in the given sentence.

Polly is a pretty princess.



Day 6

Date: ___/___/___

Let us learn to write /n/.


n n n n n

I can read.

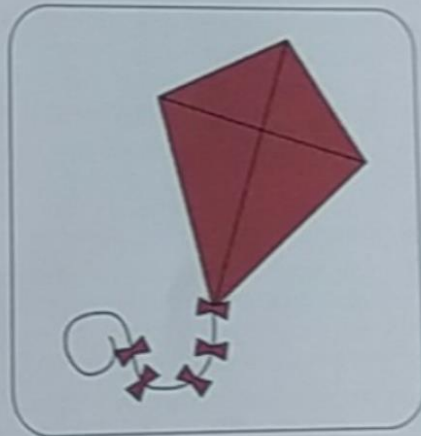
in pin tin nap pan
..
ant pants spin
...
snip snap
.....

Date: ___/___/___

Three of these pictures have a /n/sound in them. Cross out the one that does not.



n



Day 7

✓ Date: / /

Let us learn to write /c/.

c	c	c	c	c

I can read.

c	c	c
...

67

Write the sounds that the pictures begin with.



Circle the pictures that begin with a /c/ sound.



Circle /C/ and /c/ in the given sentence.

Cathy has a cat named

Calu.



Day 8

Date: ___/___/___

Let us learn to write /k/.

k k k k k

I can read.

kit ...	kin ...	pick ...	sick ...	tick .. .
kick ...	pack .. .	snack	kiss ...	stick
stack .. .	tank .. .			

Date: ___/___/___

Write the sounds that the pictures begin with.



Circle the pictures that begin with the /k/ sound.



Circle /K/ and /k/ in the given sentence.

Karna was a kind king.



Day 9

Date: ___/___/___

Let us learn to write /e/.

e	e	e	e	e
---	---	---	---	---

I can read.

set ...	pet ! ..	net ...	ten ...	sent
tent	step	test	nest	neck

Write the sounds that the pictures begin with.







Circle the pictures that begin with an /e/ sound.



Circle /E/ and /e/ in the given sentence.

Elly loves to eat eggs

every day.



Day 10

Date: _____

Let us learn to write /h/.

h h h h h

I can read.

hat hip hit hiss hen
...

Date: ___/___/___

Write the sounds that the pictures begin with.







Circle the pictures that have a /h/ sound in them.



Circle /H/ and /h/ in the given sentence.

Hannah the hippo is happy to wear
a hat.

Day 11

Date: ___/___/___

Let us learn to write /r/.

r	r	r	r	r

I can read.

ran	rat	rip	trip	rest
...
crest	risk	crisp	strip	print
.....
trick	track			
.....			

91

Write the sounds that the pictures begin with.





Circle the pictures that have a /r/ sound in them.



Circle /R/ and /r/ in the given sentence.

Reema rides her red bicycle to
school every day.

Day 12

Date: ____/____/____

Let us learn to write /m/.

m	m	m	m	m

I can read.

mat	man	map	met	men
...
ram	ramp	camp	him	miss
...
mess	stamp	stem		
...		

97

Write the sounds that the pictures begin with.



Circle the pictures that have a /m/ sound in them.



Circle /M/ and /m/ in the given sentence.

Mini went to the market with her
mother on Monday.

Day 13

✓

Date: ___/___/___

Let us learn to write /d/.

d	d	d	d	d

I can read.

did	kid	hid	dad	had
sad	red	end	mend	and
add	send	spend	dress	drip
desk	damp	stand		

103

Write the sounds that the pictures begin with.







Circle the pictures that have a /d/ sound in them.

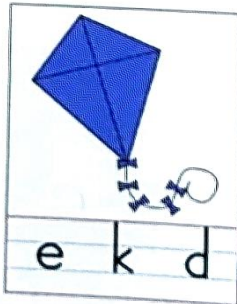





Circle /D/ and /d/ in the given sentence.

Dhruv is hiding behind the door.

Date: ___/___/___

Circle the sounds that the pictures begin with.



Date: ___/___/___

Circle the correct word.



bat
cat



mat
rat

Match the pictures with the words.



• hen

• mat

• tent

• man

Name the pictures.









GENERAL AWARENESS

Instructions:

- The children have to recognise the domestic animals and wild animals in the picture and say the names orally.



1. Which animals give us milk ?

Ans :- Cows, goats and buffaloes give us milk.

2. Which animal gives us wool ?

Ans :- The sheep gives us wool.

3. Which animal guards our house ?

Ans :- The dog guards our house.

4. Which animal catches mice ?

Ans :- The cat catches mice.

5. Which is our national animal ?

Ans :- The tiger is our national animal.

6. Which animal is the king of the jungle?

Ans :- The lion is the king of the jungle.

7. Which animal jumps from tree to tree ?

Ans :- The monkey jumps from tree to tree.

8. Which is the largest land animal ?

Ans :- The elephant is the largest land animal.

9. Which is the fastest land animal ?

Ans :- The cheetah is the fastest land animal.

10. Which animal has a long neck ?

Ans:- The giraffe has a long neck.

Dr.Rachana Nair
Director Academics