

KERALA PUBLIC SCHOOLS
ACADEMIC YEAR 2020-21
HOME ASSIGNMENT




CLASS:NURSERY


DATE: 19.07.2020 to 2.08.2020

SUBJECT	ASSIGNMENT
MATHS	<p>Instructions to be followed:</p> <ul style="list-style-type: none">* Work to be done in the Maths notebook.* Write date and day on every page.* Kindly ensure that your child follows the correct formation of numbers and then writes with pencil. <p>Instructions -Please ensure that your child says and writes.</p>

DAY 1



DAY 2




DAY 3

Shot on vivo S1
AI Triple Camera

Day 3

* Counting Number 3



3


3 3 3 3

DAY 4

Shot on vivo S1
AI Triple Camera

Day 4

Counting Number 4



4

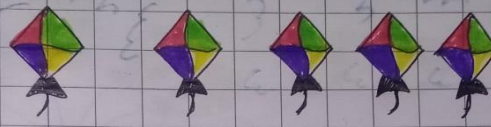
4 4 4 4

DAY 5

DAY 6

Day 5

* Counting Number 5

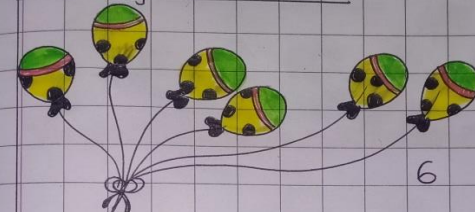


5

5 5 5 5

Day 6

* Counting Number 6



6

6 6 6 6

DAY 7

Day 7

* Counting Number 7





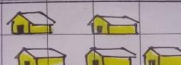




7

7 7 7 7

DAY 8

Day 8


* Count and Write :-

	<input type="text"/>		<input type="text"/>
	<input type="text"/>		<input type="text"/>
	<input type="text"/>		<input type="text"/>
		<input type="text"/>	

DAY 9

Day 9

* Match the same object :-




DAY 10

Day 10

Big/Small

* Tick (✓) the big and cross (x) the small object :-




DAY 11

Day 11

Tall/Short

Tick (✓) the tall and cross (x) the small object :-

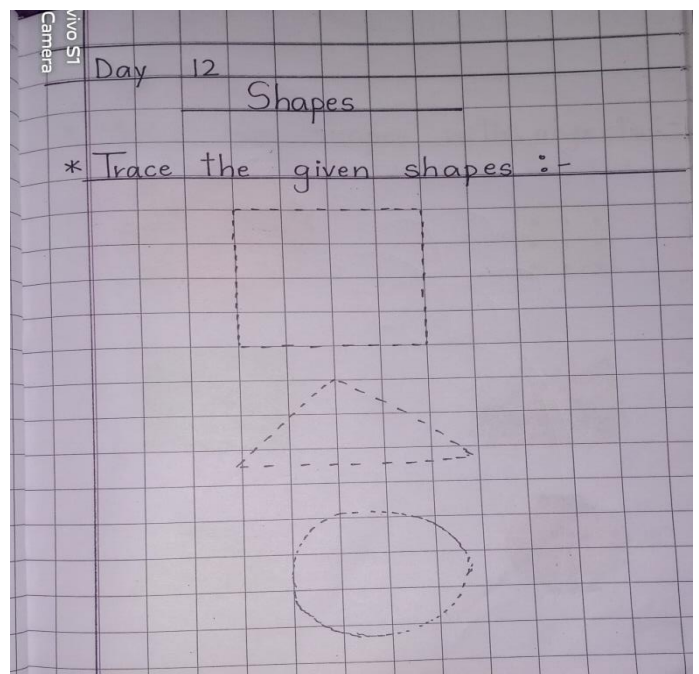


DAY 12

Day 12

Shapes

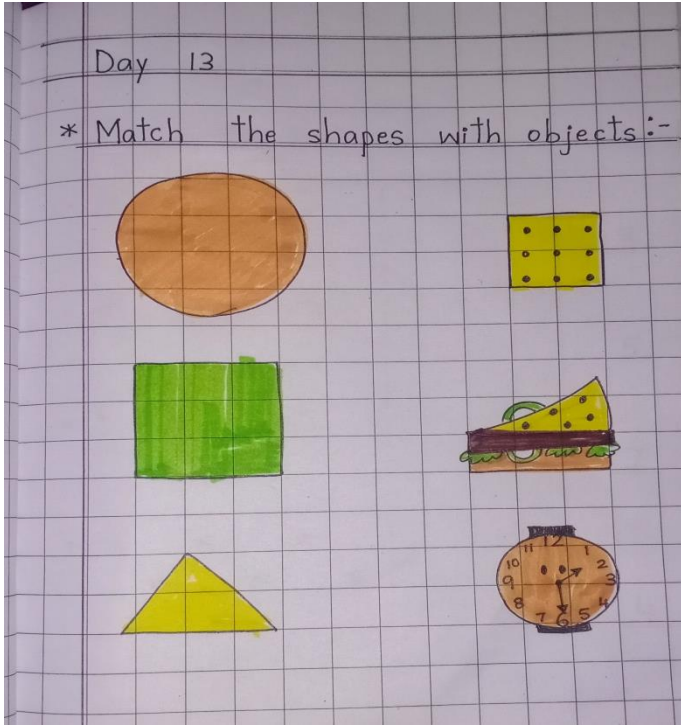
* Trace the given shapes :-



DAY 13

Day 13


* Match the shapes with objects :-



DAY 14

Day 14


* Count and match :-





DAY 15


Day 15

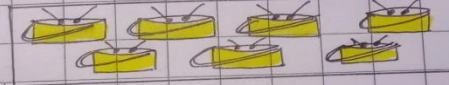
* Circle the picture according to the given number :-

4 → 

6 → 

5 → 

2 → 

7 → 



REMEMBER
USE PENCIL NO PEN NO
COLOURS.

SUBJECT	ASSIGNMENT
ENGLISH	<p>Instructions to be followed:</p> <ul style="list-style-type: none">• Work to be done in the English textbook 1 and English notebook.• Please ensure your child says and write.• Your child has to know the sounds of letters. Revise the sounds every day from Jolly Phonics app.• Write the date on every page.• Kindly ensure that your child follows the formation of the letters given in the book.

FUN WITH LETTERS BOOK 1




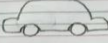














Day 1 to Day 10

Pg Nos: 56, 57, 64, 70, 76, 82, 88, 94, 105 to be done in the text book.

Notebook
















Day 11

Write the first sounds of the pictures.

		<input type="text"/>	
		<input type="text"/>	
		<input type="text"/>	
		<input type="text"/>	
		<input type="text"/>	
		<input type="text"/>	

Day 12

Circle the pictures that begin with the given sound.

k			
e			
m			
r			
h			

Day 13

Match the same sounds.

c	h
e	r
m	e
h	k
r	c
k	m







Day 14

Match the capital letters with the small letters.

H	k
C	e
E	m
K	r
M	c
R	e

Day 15

Match the sounds to the pictures.

c	
e	
h	
m	
r	
k	

SUBJECT	ASSIGNMENT
G.A	Revise the topics given in the previous assignments: <ul style="list-style-type: none">• Myself, My body, My Family (Assignment 3)• Colours, Fruits (Assignment 4)• Vegetables (Assignment 5)• My House, Good Habits (Assignment 6)

Scrapbook Activity:

Stick the pictures of 3 red colour fruits, 3 yellow colour fruits, 3 green colour vegetables and 2 orange colour vegetables in your scrapbook.

Dr.Rachana Nair
Director Academics