

KERALA PUBLIC SCHOOLS
ACADEMIC YEAR 2020-21
HOME ASSIGNMENT



CLASS :UKG

DATE: 16.06.2020 to 30.06.2020



SUBJECT

ASSIGNMENT

MATHS

Instructions to be followed:

- Children have to say 1-100 orally.
- Children should be able to write and recognize numbers 1-100
- Always remember to leave a line while writing the numerals.

- According to the weather the child has to draw sunny , cloudy  or rainy



top of the date towards the left margin as shown in the picture sent.

- Begin with the date on the left margin as written in the picture sent.
- Write the C.W. or H.W. below the date written.
- The child has to write in the correct formation as shown in the notebook work

Note: The parent has to make the child do the work in front of them following each instruction very seriously or else the work will be dirty and will not be as expected. Please let the child complete the work on their own. Parents are requested to supervise Their work and help in explaining whatever required but please don't write for them.



Wednesday



17.6.20

Write

1 - 100

c.w

T 0	T 0	T 0	T 0	T 0
1	1 1	2 1	3 1	4 1
2	1 2	2 2	3 2	4 2
3	1 3	2 3	3 3	4 3
4	1 4	2 4	3 4	4 4
5	1 5	2 5	3 5	4 5
6	1 6	2 6	3 6	4 6
7	1 7	2 7	3 7	4 7
8	1 8	2 8	3 8	4 8
9	1 9	2 9	3 9	4 9
1 0	2 0	3 0	4 0	5 0

T O	T O	T O	T O	H T O
5 1	6 1	7 1	8 1	9 1
5 2	6 2	7 2	8 2	9 2
5 3	6 3	7 3	8 3	9 3
5 4	6 4	7 4	8 4	9 4
5 5	6 5	7 5	8 5	9 5
5 6	6 6	7 6	8 6	9 6
5 7	6 7	7 7	8 7	9 7
5 8	6 8	7 8	8 8	9 8
5 9	6 9	7 9	8 9	9 9
6 0	7 0	8 0	9 0	1 0 0



Monday

15.6.20

Addition

CW

	T O		T O		T O
	4 5		3 4		2 7
+	4	+	1 3	+	2 2
	<u>4 9</u>		<u>4 7</u>		<u>4 9</u>

	T O		T O		T O
	3 3		1 2		3 8
+	2 0	+	3 1	+	1 1
	<u>5 3</u>		<u>4 3</u>		<u>4 9</u>

	T O		T O		T O
	2 4		2 8		2 9
+	2 4	+	2 1	+	2 0
	<u>4 8</u>		<u>4 9</u>		<u>4 9</u>



Monday

Date _____
Page _____

15.6.20 Write the number that comes just
cw after in the box

T	O
4	2
4	3

T	O
4	6

T	O
4	3

4	4

4	8

4	9



Tuesday

Date _____
Page _____

16.6.20

CW

Write the number that comes just before in the box.

T O

4	7
---	---

4	8
---	---

T O

--	--

4	0
---	---

T O

--	--

4	9
---	---

--	--

3	3
---	---

--	--

3	6
---	---

--	--

5	0
---	---



Tuesday

Date _____
Page _____

16.6.20

CW

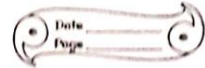
Write the numbers that
comes between

TO	TO	TO
47	48	39
48	-	
49	50	41

TO	TO	TO
31	42	29
33	44	31




Thursday




18.6.20

Picture Subtraction

CW



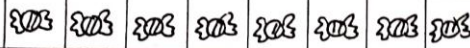
$$7 - 2 = 5$$



$$6 - 3 =$$




$$5 - 2 =$$




$$8 - 4 =$$



$$4 - 2 =$$



$$7 - 5 =$$



$$8 - 6 =$$



Thursday

18.6.20

Subtract by drawing and cutting
objects

cw

T O

5 0000

- 3

2

T O

7

- 3

T O

8

- 4

T O

9

- 7

T O

9

- 5

T O

7

- 6



Thursday

Date _____
Page _____

18.6.20

Number names

cn

11 - eleven

9 -

16 -

12 -

18 -

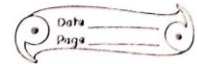
7 -

14 -

20 -



Friday



19.6.20

CW

Arrange these numbers from
smallest to greatest

4	3	8	2	7
---	---	---	---	---

2	3	4	7	8
----------	----------	----------	----------	----------

5	1	2	9	10
---	---	---	---	----

19	16	15	12	13
----	----	----	----	----

14	18	10	11	17
----	----	----	----	----

21	18	16	23	24
----	----	----	----	----



Friday

Date _____
Page _____

19.6.20
cw

Arrange these numbers from
greatest to smallest

5	2	8	11	6
11	8	6	5	2

8	2	3	15	30
---	---	---	----	----

9	14	3	15	17
---	----	---	----	----

30	28	13	16	14
----	----	----	----	----

20	19	23	25	18
----	----	----	----	----




Monday

Date _____
Page _____


22.6.20

Count and write


C.W.



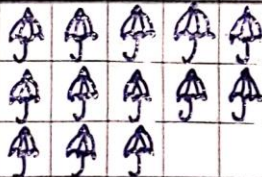
= 15



=



=



=



Tuesday



23.6.20

Put the correct sign

C.W.

> < or =

$29 < 41$

$16 < 6$

$33 < 12$

$24 < 49$

$9 = 9$

$20 < 20$

$14 < 44$

$9 < 12$

$50 > 9$




$18 = 18$

$36 < 26$

$14 < 41$

$44 = 44$

$32 < 32$

SUBJECT	ASSIGNMENT
ENGLISH	<p>Instructions to be followed:</p> <ul style="list-style-type: none">• Work to be done in the English rough note book.• Kindly read the chapter with correct pronunciation and proper voice modulation as done by the teacher in the online class.• Please ensure that your child says and write.• Your child has to know the sound of the each letter. Jolly Phonics- the sounds of the letters should be thorough. We hope you have downloaded the app in your phone and the child is listening to it frequently. The child should orally be able to tell the initial letter based on the sound made. Do lot of oral drilling on this. <p>• According to the weather the child has to draw sunny  , cloudy  or rainy </p> <p>on top of the date towards the left margin as shown in the picture sent.</p> <ul style="list-style-type: none">• Begin with the date on the left margin as written in the picture sent.• Write the C.W. or H.W. below the date written.• The child has to write exactly the way it is written in the work shown in the picture sent, in correct formation .• As we all know drawing needs a lot of practice hence the parents are requested to help their child to learn to draw pictures. <p>Note: The parent has to make the child do the work in front of them following each instruction very seriously or else the work will be dirty and will not be as expected. Please let the child complete the work on their own. Parents are requested to supervise their work and help in explaining whatever required but please don't write for them.</p>



LESSON 3



THE IGLOO

Sight Words

ice	idea	outside	igloo	made	blocks
	inside	warm	cold		very

It was icy outside.
 Ike had an idea.
 Ike made an igloo.
 Igloos are made of ice.
 It takes a lot of ice.
 Ike made blocks of ice.
 Ice is very cold.
 Inside the igloo it is not cold.
 Inside the igloo it is warm.





Pronounce correctly

the ice	the imp	the iron
the igloo	the ink	pot



Opposites

-  cold x hot
-  in x out





15.6.20
C.W.

The Igloo Monday

Word bank

1. ice

ice

ice

2. idea

idea

idea

3. outside

outside

outside

4. igloo

igloo

igloo

5. made

made

made

6. blocks

blocks

blocks

7. inside

inside

inside

8. warm

warm

warm

9. cold

cold

cold

10. very

very

very



Tuesday

M	T	W	T	F	S	S
Page No.:						Y0000
Date:						

16.6.20
C.W

Opposites

cold x hot

in x out



16.6.20
CW

Tuesday
True(✓) or False(x)

1. Ike make a hut. False(x)

2. Ike make an igloo. True(✓)

3. Ice is very hot. False(x)

4. It is cold inside the igloo.

False(x)

5. Igloos are made of bricks.

False(x)



Wednesday

Page No. _____
Date _____

17.6.20
CW

Fill in the blanks.

1. Ike had an idea.

2. Ice is very cold.

3. It is icy outside.

4. Igloo is made of blocks
of ice.



Thursday

18.6.20
CW

Answer in one word.

1. What is Ike going to make?

Ans. Igloo.

2. Is it warm inside an igloo?

Ans. Yes

3. Did Ike break his igloo?

Ans. No



Friday

19.6.20
CW

Answer in a sentence.

1. What are igloos made of?

Ans. Igloos are made of ice.

2. Is it warm inside an igloo?

Ans. Yes, it is warm inside an igloo.

3. Who made an igloo?

Ans. Ike made an igloo.




22.6.20
CW

M	T	W	T	F	S	S
Page No.:						YOUVA
Date:						

Monday


Tick the object that begins
with the 'o' sound.




Tick the object that begins
with the 'm' sound.




Tick the object that begins
with the 'r' sound



Tick the object that begins
with the 'p' sound



Tick the object that begins
with the 'e' sound






23.6.20
CW

Tuesday

Page No.	YOUVA
Date	


Circle the correct sound.

and write in the blank



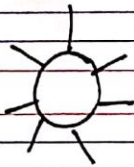
b a t

e a i




r a t

u o a



s a n

a u o



l a g


o a e



Tuesday

23.6.20
C.W


Write the missing sound



b at



o g



o t



a d



e e



g g



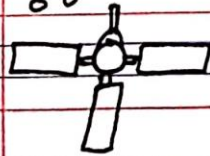
n t



r um



n t













a n



24.6.20 C.W. Wednesday
Circle the correct sound

the object begins with

	i	a	t
	e	f	p
	b	s	o
	t	g	m
	a	m	f
	v	i	b
	n	h	c
	l	e	t
	b	d	o
	f	e	h



KERALA PUBLIC SCHOOLS



व्यंजन में हलचल

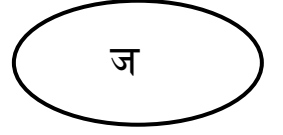



Scan

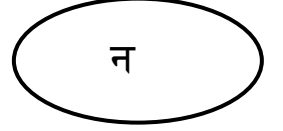
STD:UKG

मिलान करें।

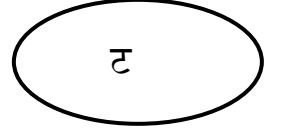

1.



2.



3.



4.



5.



SUB : HINDI

STD:UKG

चित्रों को पहचानें एवं उनके पहले अक्षर को लिखें।

1.



2.




3.



4.



5.



Instructions to be followed:

- Children have to say the following topics orally.
- Make your child learn the following topics .
- Do not make them write .
- Do lot of oral drilling .

My School and My Classroom.



Q1. Which school do you go to?

Ans . I go to Kerala Public School.

Q2. Which standard are you in?

Ans. I am in UKG _____ (Division).

Q3. What is your Principal's name?

Ans. My Principal's name is _____

Q4. What is your teacher's name?

Ans. My teacher's name is _____

Q5. How many children are there in your class?

Ans. There are _____ children in my class.

Q6. What do you see in your classroom?

Ans. I see a blackboard in my classroom.

Rainy Season



Q1.How many seasons are there in India?

Ans .In India there are three seasons:

1. Summer- when it is hot.



shutterstock.com • 793039843

2. Winter – when it is cold.



3. Monsoon –when it rains.



Q2. Which season do you like the most and why?

Ans. I like the _____ because _____

Q3. What do you wear on a rainy day?

Ans. I wear a raincoat on a rainy day.



Q4. Which rain creatures do you see during the rainy season?

Ans. We see snails, frogs, earthworms and slugs during the rainy season.










Q5. Where does a snail live?

Ans. A snail lives in a shell.



Fruits

Fruits			
			
Apple	Banana	Pomegranate	Mango
			
Plum	Peach	Cherry	Grapes
			
Strawberry	Raspberry	Chikoo	Jamun
			
Coconut	Custard Apple	Pineapple	Orange
			
Sweet Lime	Date	Watermelon	Muskmelon

Q1. Why should we eat fruits ?

Ans. We should eat fruits because they are very good for our health.



Q2. Which fruit is the king of fruits?

Ans. The mango is the king of fruits.



Q3. What can we make from fruits?

Ans. We can make jams, jellies, pickles, juices and milkshakes from fruits.































shutterstock.com • 1206400972




Vegetables

Vegetables

 Tomato	 Cauliflower	 Potato	 Onion
 Garlic	 Ginger	 Lady's finger	 Brinjal
 French beans	 Cabbage	 Spinach	 Capsicum
 Chilli	 Bitter melon	 Squash	 Carrot
 Cucumber	 Pumpkin	 Mushroom	 Peas
 Leek	 Sweet potato	 Green beans	 Radish
 Bottle gourd	 Celery	 Turnip	 Artichoke

Q1. Why should we eat vegetables ?

Ans. We should eat vegetables to keep us strong and healthy.



Q2. Which vegetable is the king of vegetables?

Ans. The brinjal is the king of vegetables.



Q3. . Which vegetables are used to make sandwiches?

Ans. Tomatoes, cucumbers, potatoes, onions and beetroots are used to make sandwiches.



Q4. Name a leafy vegetable.

Ans. Spinach is a leafy vegetable.



Q5. Which are root vegetables?

Ans. Carrot, radish and beetroot are root vegetables.



VectorStock®

VectorStock.com/21280399

Q6. Which vegetable tastes hot?

Ans. The chilly tastes hot.



Dr. Rachana Nair
Director Academics