


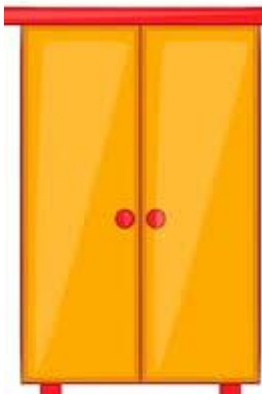

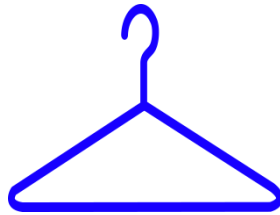

3) Square:





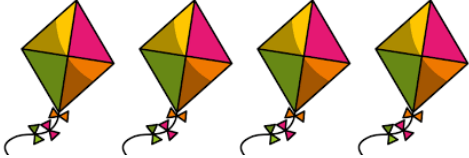



Trace the shape:









4) Circle the objects which are square in shape :



5) Count and write :

6) Count and match:

	2
	6
	1
	5
	4
	3

7) Match the same objects:

GENERAL AWARENESS

Instructions:

- Children have to say vegetables name **orally**.
- Children should be able to recognize the different vegetables.



potato cauliflower chilli brinjal



carrot peas radish pumpkin



tomato lady's finger cabbage bitter-gourd

Q1. Name any five vegetables.

Ans. potato, tomato, cauliflower, brinjal, peas.

Q2. Which vegetable looks like a flower?

Ans. Cauliflower looks like a flower.

Q3. Which vegetable tastes hot?

Ans. Chilli tastes hot.

Q4. Which vegetable tastes bitter?

Ans. Bitter-gourd tastes bitter.

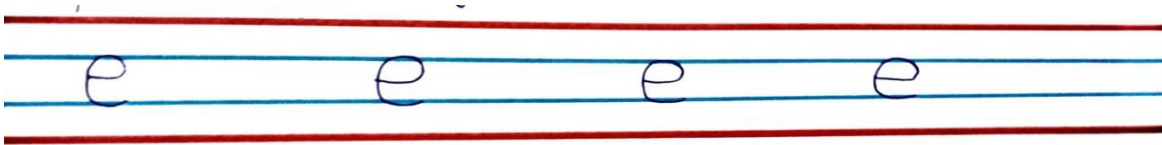
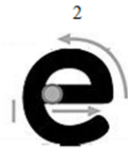
Q5. What is your favourite vegetable?

Ans. My favourite vegetable is _____.



ENGLISH

NOTE: Assignment to be done in rough notebook.

Ee




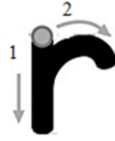


Write 3 pages of the letter e



Write 3 pages of the letter h

Rr



Write 3 pages of the letter r


I. (1) Circle the object that does not have a 'e' sound :



(2) Circle the object that does not have an 'r' sound :



(3) Circle the objects that does not have a 'h' sound :




II. Match the pictures to the sound they begin with.



r



c




h




e

III. Circle the correct sound that the picture begins with.

	s h r
---	-----------------------------

	e r i
--	-----------------------------

	n c e
---	-----------------------------