
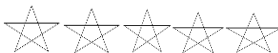



KERALA PUBLIC SCHOOLS
ACADEMIC YEAR 2020-21
HOME ASSIGNMENT



CLASS : I
DATE: 7.05.2020 to 20.05.2020

SUBJECT	ASSIGNMENT			
MATHS	<p>1. Write the given numbers in descending order.</p> <p>a) 3 , 6 , 7 , 10 , 9 b) 4 , 1 , 2 , 8 , 3 c) 5 , 9 , 2 , 1 , 7</p> <p>2. Count the stars and write their numbers and the number names.</p> <p>a)  _____</p> <p>b)  _____</p> <p>c)  _____</p> <p>3. Add the following vertically.</p> <table style="width: 100%; border: none;"><tr><td style="text-align: center;">a) 7 + 2 _____ _____</td><td style="text-align: center;">b) 3 + 4 _____ _____</td><td style="text-align: center;">c) 1 + 5 _____ _____</td></tr></table> <p style="text-align: center;">These to be done in Maths notebook.</p> <p>➤ Chapter no.4 Numbers up to 100</p> <p>Pages 58 , 59 , 60 , 61 , 62 , 63 , 64 , 65 , 66 , 67 All these exercises to be done in the Maths textbook.</p>	a) 7 + 2 _____ _____	b) 3 + 4 _____ _____	c) 1 + 5 _____ _____
a) 7 + 2 _____ _____	b) 3 + 4 _____ _____	c) 1 + 5 _____ _____		
SCIENCE	<p>CH:2 LIVING AND NON LIVING THINGS.</p> <p>III. Answer the following questions:</p> <p>1. What are non-living things? Ans. Things that cannot breathe,eat food,grow or reproduce are called non-living things.</p>			

2. What are natural things?

Ans. Non-living things that are not made by man are called natural things.

3. What are man-made things?

Ans. Non-living things that are made by man are called man-made things.

4. Name any five features of living things.

Ans. The five features of living things are:

- i. living things need air to breathe.
- ii. living things need water to drink .
- iii. living things need food to grow.
- iv. living things can move.
- v. living things can reproduce.

5. Name some non-living things that are needed by living things to live.

Ans. Living things need non-living things such as air and water to live.

NOTE: The above exercise should be done in the school science notebook.

CH.4 PLANTS AS FOOD.

Read the chapter twice and underline the following words:

plants	leaves
vegetables	wheat
cereals	maize
pulses	seeds

Page No:37:Let's Remember

Page No:38:Let's Remember

I.Objective type questions:

A.Fill in the blanks:

1. We get oil from plants.
2. We eat the roots of radish.
3. Seeds of peas are pulses.
4. Rice is an example of cereals
5. We get coffee from plants.

B. Write T for True and F for the False statement:

1. We eat only leaves of plants as vegetables. F
2. We get tea and coffee from plants. T
3. We eat the stem of cauliflower as a vegetable. F
4. We also get spices from plants. T
5. Wheat and rice are common pulses we eat. F

C. Choose the correct option:

1. Which of these food do we get from plants?

- Ans.d.All of these.
 2.Which of these do we not get from plants?
 Ans.c.Milk and coffee
 3.Which of these are not cereals?
 Ans.d.Gram
 4.Which of these plants are root vegetables?
 Ans.c.Carrot and beetroot.
 5.Which of these plants are cereals?
 Ans.d.Both a. and b.

II. Very short answer questions.

Give two examples for each of the following.

- 1.Leaves we eat as vegetables: Spinach; Lettuce.
 2.Flowers we eat as vegetables: Broccoli; Cauliflower

NOTE:All the above exercises to be done in the textbook.

III. Answer the following questions.

- 1.Name any four kinds of foods that we get from plants.
 Ans.The four kinds of foods that we get from plants are:vegetables;fruits;pulses;cereals.
 2.What are vegetables?Give two examples of stem that we eat.
 Ans.The roots, stems, leaves, and flowers of plants that we eat are called vegetables. Potato and Ginger are the two examples of stem that we eat.
 3.Name any five fruits we eat.
 Ans.Apple; Orange; Grapes; Banana; and Mango are fruits that we eat.
 5.What are cereals? Give two examples.
 Ans.Plants which produce grains that can be eaten are called cereals.
NOTE:All the above Q/ANS to be done in the school notebook

HINDI

1. आ की मात्रा वाले दस शब्द लिखें

ताला	पापा
बाजा	छाता
आम	दाल
अनार	हरा
माता	लाल

2. आ की मात्रा लगाकर सार्थक शब्द बनायें ?

अ ा म = आम

न व =

त ल =

क ल =

छ त =


3. चित्र से मिलान करें :-

अ

ब



आम



नाव



ताला



टमाटर



छाता

4. आ की मात्रा लगाकर दो दो शब्द बनाये :-

जल = जाल जाला


कल = _____

बल = _____

तर = _____

तल = _____


5. चित्र के नाम लिखें :-






















Note: All work to be done in hindi note book.

ENGLISH ENGLISH LANG

I. Match the following masculine gender with their feminine gender :

tiger	daughter
cock	sister
lion	queen
peacock	girl
boy	cow
king	mother

father	tigress
bull	lioness
brother	peahen
son	hen

2.Fill in the blanks with the correct feminine gender you can find in the box:

women	princess	daughter	mother	sister	girl	wife
queen	mistress	madam	tigress	hen		

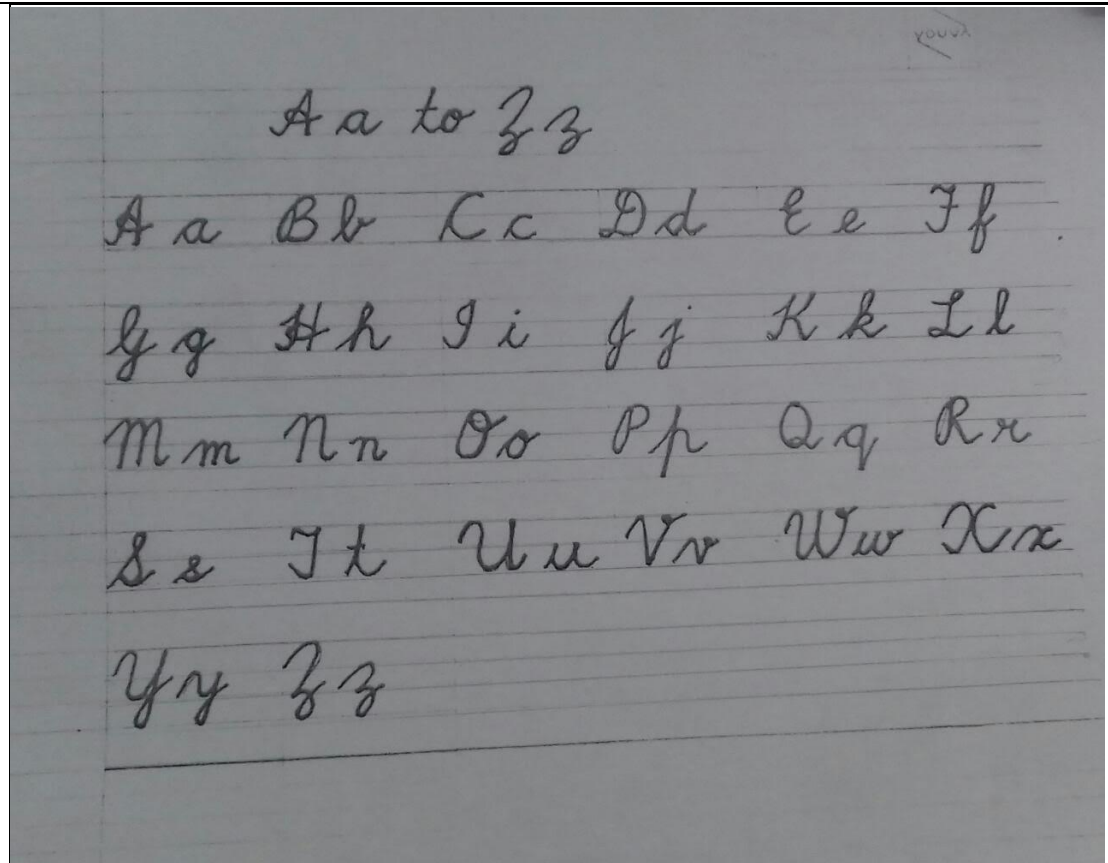
- i.boy_____
- ii.man_____
- iii.sir_____
- iv.husband_____
- v.cock_____
- vi.brother_____
- vii.king_____
- viii.master_____
- ix.tiger_____
- x.prince_____
- xi.son_____
- xii.father_____

3.Change the Masculine gender into the Feminine gender and rewrite the following sentences:

- i.The king loved the prince.
- iii.His son is an actor.
- iv.His brother loves him more than his uncle.
- v.Sir what would you like to have?
- vi.They have brought a new lion to the zoo.
- vii.The man sat watching T.V.

NOTE: All the above exercises to be done in the English Language Notebook.

PENMENSHP: Write upper case(capital) cursive letter in the penmanship notebook.One letter to be practised each day.(A-Z)



Follow the font above for capital cursive letters.

English Literature

Please click on the link given below to learn about the chapter.

<https://youtu.be/oAhMuVVh0BE>

Topic- Picnic at the farm (prose)

Note- English Literature work to be written in the english literature notebook.

• Word bank

1. school
2. picnic
3. animals
4. friends
5. plough
6. basket
7. always
8. guess
9. guards
10. field

• Word meanings

1. plough- dig and turn over the soil with a tool before sowing the seeds.

2. useful- helpful
3. field- an area of land on a farm
4. guards- to keep somebody or something safe from other people

• **Opposites**

1. closed x opened
2. friends x enemies
3. gives x takes
4. helps x hinders
5. useful x useless
6. right x wrong
7. laughs x cries
8. always x never

• **Fill in the blanks**

1. The farm animals are our friends.
2. The sheep gives us wool.
3. The bull helps to plough the field.
4. The horse pulls the cart.
5. We must be kind to animals.

• **One word answers**

1. Who gives us milk? Cow
2. Who guards the farm at night? Dog
3. What does the farmer sell in town? Milk, eggs, fruits and wool
4. What is the monkey putting in the basket? Oranges
5. Who went for a picnic to a farm? Mother, Father, Mani and Mini

• **True or false**

1. The sheep guards the farm at night. false
2. The farmer takes the cart to the town- true
3. Monkey plucks fruits from the trees.- true
4. Animals never help us. - false
5. Everyone looks at the horse and laughs.- false

• **Question answers**

Q1. Where do Mother, father, Mani and Mini go for a picnic?

Ans. Mother, father, Mani and Mini went to a farm for a picnic.

Q2. How should we treat animals?

Ans. We should be kind to animals.

Q3. What does the monkey do?

Ans. Monkey plucks fruits from the trees.

Q4. What is the work of a farmer?

Ans. The farmer takes the cart to town to sell milk, eggs, fruits and wool.

Q5. Animals are useful. What do they do? Complete the following sentences

- a. Cow gives us _____.
- b. Hen gives us _____.
- c. A bull _____ the field.
- d. A horse pulls the _____.
- e. A sheep gives us _____.
- f. A dog _____ a place.

• Make sentences

1. friends
2. milk
3. field
4. cart
5. useful
6. fruits

• Jumbled words

1. ielfd - field
2. owol- wool
3. rtca- cart
4. sabtek- basket
5. thmore- mother

Dr.Rachana Nair
Director Academics