

KERALA PUBLIC SCHOOLS
ACADEMIC YEAR 2020-21
HOME ASSIGNMENT





CLASS : NURSERY
DATE: 23.05.20 -06.06.20


SUBJECT	ASSIGNMENT
MATHS	NOTE: Assignment to be done in rough notebook.

1) Tall and Short:

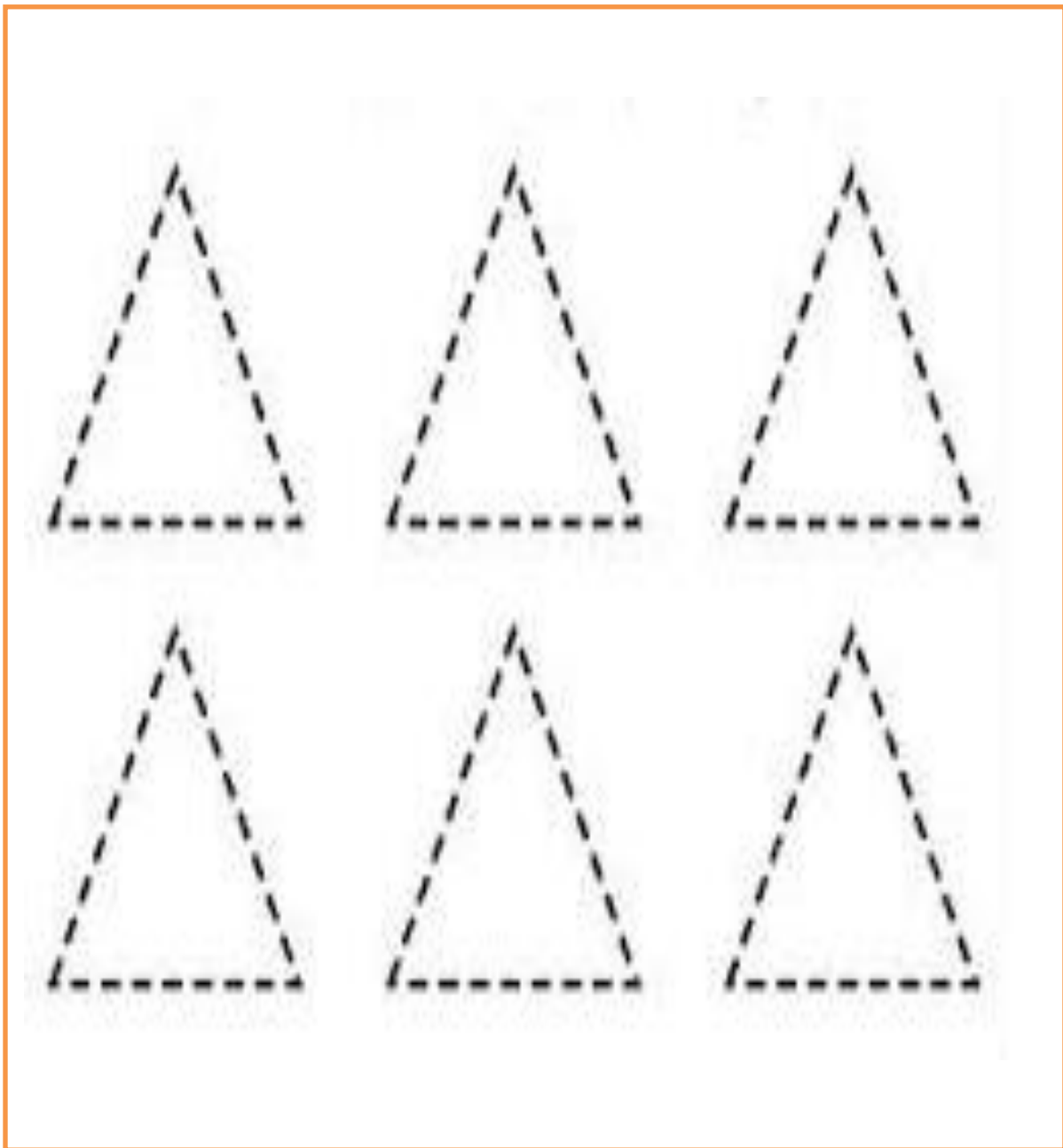
a. Tick the tall object and X cross the short one.





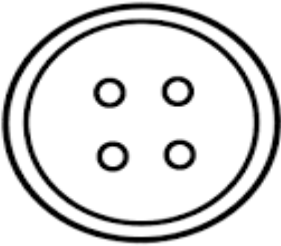
2)Triangle:



Trace the shape:



3) Tick the objects which are triangle in shape:



4) Counting Numbers :



	4		4		4		4	

Write down 4 in three pages.

5) Counting number :



5

	5		5		5		5	

Write down 5 in three pages.

6) Counting number:



6

Six







	6		6		6		6	

Write down 6 in three pages.

7) Count and Write:

	<input type="text"/>
	<input type="text"/>
	<input type="text"/>
	<input type="text"/>
	<input type="text"/>
	<input type="text"/>



8) Count and Match:



4
2
3
6
5
1

ENGLISH




NOTE: Assignment to be done in rough notebook.





Write 3 pages of the letter i.





Write 3 pages of the letter p



Write 3 pages of the letter n



Write 3 pages of the letter c



Blank handwriting practice lines for the letter 'k'. The lines are blue and framed by an orange border.


Blank handwriting practice lines for the letter 'k'. The lines are blue and framed by an orange border.

Blank handwriting practice lines for the letter 'k'. The lines are blue and framed by an orange border.

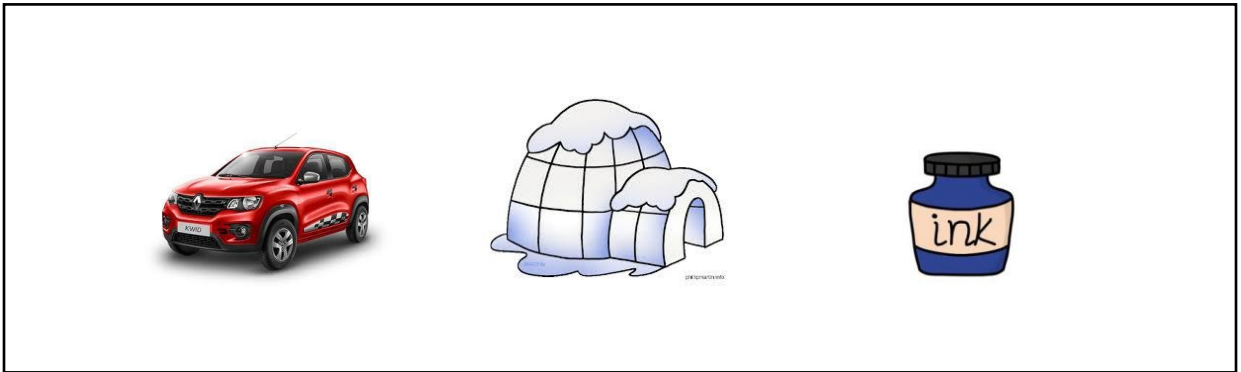
Blank handwriting practice lines for the letter 'k'. The lines are blue and framed by an orange border.

Write 3 pages of the letter k


I. (1) Circle the object that does not have a 's' sound :



(2) Circle the object that does not have an 'i' sound :



(3) Circle the objects that does not have a 't' sound :



II. Match the pictures to the sound they begin with.



i

p

c

s

t


a

GENERAL AWARENESS

Instructions:

- Children have to know the different colours and fruits **orally**.
- Children should be able to recognize the different colours and fruits.

Colours



Colours:

- red
- yellow
- green
- blue

Q1. What is the colour of the sun?

Ans. The sun is yellow in colour.

Q2. What is the colour of a rose?

Ans. A rose is red in colour.

Q3. What is the colour of the sky?

Ans. The sky is blue in colour.

Q4. What is the colour of a leaf?

Ans. A leaf is green in colour.

Name of fruits.



apple



banana



cherry



grapes



guava



papaya



orange



mango



watermelon



strawberry

Q1. Which fruit is called the king of fruits?

Ans. Mango is called the king of fruits.

Q2. Name any three fruits that are red in colour.

Ans. Apple, strawberry and cherry are red in colour.

Dr.Rachana Nair
Director Academics