

KERALA PUBLIC SCHOOLS
ACADEMIC YEAR 2020-21
HOME ASSIGNMENT



CLASS :LKG

DATE: 20.04.2020 to 03.05.2020


SUBJECT

ASSIGNMENT

MATHS

Instructions to be followed:

- Children have to say 1-20 .
- Children should be able to recognize numbers 1-20 and should be able to count different objects around the house.
- Revision of writing of 1-20 in the rough (square) notebook.
- Always remember to leave a line while writing the numerals.
- According to the weather the child has to draw sunny, cloudy or rainy on top of the date towards the left margin as shown in the picture sent.
- Begin with the date on the left margin as written in the picture sent.
- Write the C.W. or H.W. below the date written.
- The child has to write in the correct formation as shown in the notebook work (picture sent).





15.4.2020

Write what comes after

H.W.

1

9

4

7

3


5

2

8

6

0



15.4.2020

Fill in the blanks

H.W.

1

6

11

16



15.4.2020

Write what comes between

H.W.

1 — 3

4 — 6

3 — 5

2 — 4


8 — 10



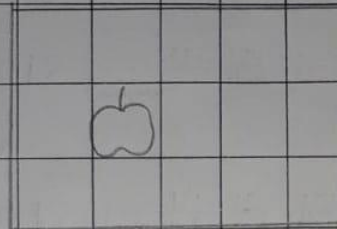
15.4.2020

H.W.

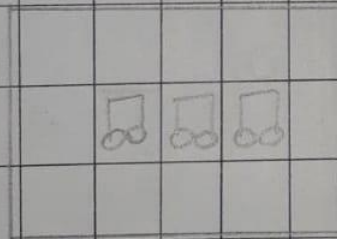
Match the objects with the numbers




1



4




2



3

Note: The parent has to make the child do the work in front of them following each instruction very seriously or else the work will be dirty and will not be as expected. Please let the child complete the work on their own. Parents are requested to supervise their work and help in explaining whatever required but please don't write for them.


| SUBJECT | ASSIGNMENT |
|---------|---|
| ENGLISH | <p data-bbox="347 184 782 218">Instructions to be followed:</p> <ul data-bbox="397 260 1560 877" style="list-style-type: none">• Revision of a – z in the correct formation as shown in the picture sent. Do it in the English rough note book.• Please ensure that your child says and writes.• Children should be able to recognize the capital letters .Do not make them write the capital letters.• Your child has to know the sound of the each letter. We hope you have downloaded <i>the Jolly phonic app</i> on your phone and the child is listening to it frequently. The child should orally be able to tell the starting letter or the letter that an object begins with based on the sound made. This requires you to practice with him.• According to the weather the child has to draw a sunny, cloudy or rainy image on top of the date towards the left margin as shown in the picture sent.• Begin with the date on the left margin as written in the picture sent.• Write the C.W. or H.W. below the date written.• The child has to write exactly the way it is written in the work shown in the picture sent, in correct formation .• The picture which is shown in the notebook work cannot change , it has to remain the same.• As we all know drawing needs a lot of practice hence the parents are requested to help their child to learn to draw pictures. <p data-bbox="362 951 1520 1079">Note: The parent has to make the child do the work in front of them following instructions or else the work will be dirty and will not be as expected. Please let the child complete the work on their own. Parents are requested to supervise their work and help in explaining whatever required but please don't write for them.</p>  |




15.4.2020
H.W.

Write the sound that the picture

begins with



- I



-



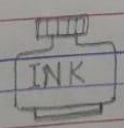
-



-



-



-




15.4.2020
H.W.

Draw an object with the given

sound

a

-



t

-




s

-




n

-



i

-



p

-



Instructions to be followed:

- Children have to know the months of a year and different colours orally.
- Children should be able to identify the different colours.

Months of the year.

There are twelve months in a year.

They are:-

1. January
2. February
3. March
4. April
5. May
6. June
7. July
8. August
9. September
10. October
11. November
12. December

Q1. How many months are there in a year?

Ans. There are twelve months in a year.

Colours :

- **yellow**
- **red**
- **orange**
- **blue**
- **green**
- **brown**
- **purple**
- **black**
- **pink**
- **white**

Q1. What is the colour of the crow?

Ans. A crow is **black**.

Q2. What is the colour of the sun?

Ans. The sun is **yellow**.

Q3. What is the colour of a brinjal ?

Ans. A brinjal is **purple**.

Q4. What is the colour of an egg?

Ans. An egg is **white**.

Q5. What is the colour of a leaf?

Ans. A leaf is **green**.

Q6. What is the colour of an orange?

Ans. An orange is **orange**.

Q7. What is the colour of an apple?

Ans. An apple is **red**.

Q8. What is the colour of the sky?

Ans. The sky is **blue**.

Q9. What is the colour of a lotus?

Ans. A lotus is **pink**.

Q10. What is the colour of a chocolate?

Ans. A chocolate is **brown**.

Instructions to be followed:

- Learn the poem “Bits of paper” and “ Two Little Dicky Birds”

from the audio very well. For correct pronunciation, audio file is sent. Kindly refer to it and utilize it.

“Bits of Paper.”

Bits of paper,

Bits of paper,

Lying on the floor,

Lying on the floor,

Makes the place undity,

Makes the place undity,

Pick them up,

Pick them up.

“Two Little Dicky Birds”

Two little dicky birds sitting on a wall,

One named peter , one named Paul,

Fly away Peter, fly away Paul,

Come back Peter ,come back Paul.



Two Little Dicky Birds.m4a



Bits of paper.m4a